

## Annex C - Consolidated Drawing Schedule and revised drawings

## Consolidated Drawing Schedule

	Column 1	Column 2	Column 3	Column 4
	Drawing number from Planning (Addendum 2) Drawing List	Link to redacted drawings on inquiry website	Link to location of unredacted indicative drawings	Nature of Remaining Redaction
1	B1_P11_09 Proposed basement floor plan, Johnson Smirke building	CD1.03C p2	INQ11 p42	<p>No redaction to the original drawing. The Rev 01 has been labelled to identify the principle use of the space in line with INQ11 p42 for information purposes. All information has been provided before the Inquiry</p> <p>Use information for smaller rooms (areas with no public access) is not shown, which is however irrelevant to the planning.</p> <p><u>All works to heritage features shown.</u></p>
2	B1_P11_10 Proposed ground floor plan, Johnson Smirke building	CD1.03C p3	Fig 6.10.4 p91 CD11.03 INQ11 p41	<p>No redaction to the original drawing. The Rev 01 has been labelled to identify the principle use of the space in line with CD11.03 p91 Fig 6.10.4 and INQ11 p41 for information purposes. All information has been provided before the Inquiry.</p> <p>Use information for smaller rooms (areas with no public access) is not shown, which is however irrelevant to the planning.</p> <p><u>All works to heritage features shown.</u></p>
3	B1_P11_11 Proposed first floor plan, Johnson Smirke building	CD1.03C p4	Fig 6.10.3 p91 CD11.03 INQ11 p42	<p>No redaction to the original drawing. The Rev 01 has been labelled to identify the principle use of the space in line with CD11.03 p91 Fig 6.10.3 and INQ11 p42 for information purposes. All information has been provided before the Inquiry.</p> <p>Use information for smaller rooms (areas with no public access) is not shown, which is however irrelevant to the planning.</p> <p><u>All works to heritage features shown.</u></p>
4	B1_P11_12 Proposed second floor plan, Johnson Smirke building	CD1.03C p5	INQ11 p43	<p>No redaction to the original drawing. The Rev 01 has been labelled to identify the principle use of the space in line with INQ11 p43 for information purposes. All information has been provided before the Inquiry.</p> <p>Use information for smaller rooms (areas with no public access) is not shown, which is however irrelevant to the planning.</p> <p><u>All works to heritage features shown.</u></p>
5	B1_P11_13 Proposed third floor plan, Johnson Smirke building	CD1.03C p6	INQ11 p43	<p>No redaction to the original drawing. The Rev 01 has been labelled to identify the principle use of the space in line with INQ11 p43 for information purposes. All information has been provided before the Inquiry.</p> <p>Use information for smaller rooms (areas with no public access) is not shown, which is however irrelevant to the planning.</p> <p><u>All works to heritage features shown.</u></p>

6	B1_P11_14 Proposed roof plan, Johnson Smirke building	CD1.03C p7		<p>Unnecessarily listed as 'redacted' in the drawing register. No changes.</p> <p>All works to heritage features shown.</p>
7	B2_P11_09 Proposed basement floor plan, Seaman's Registry Building	CD1.03C p18	INQ11 p52	<p>No redaction to the original drawing. The Rev 01 has been labelled to identify the principle use of the space in line with INQ11 p52 for information purposes. All information has been provided before the Inquiry.</p> <p>Use information for remaining rooms (areas with no public access) is not shown, which is however irrelevant to the planning.</p> <p><u>All works to heritage features shown.</u></p>
8	B2_P11_10 Proposed ground floor plan, Seaman's Registry Building	CD1.03C p19	Fig 6.11.4 p93 CD11.03 Applicant PoE-Design INQ11 p53	<p>No redaction to the original drawing. The Rev 01 has been labelled to identify the principle use of the space in line with CD11.03 p93 Fig 6.11.4 and INQ11 p53 (ground floor plan) for information purposes. All information has been provided before the Inquiry.</p> <p>Use information for remaining rooms (areas with no public access) is not shown, which is however irrelevant to the planning.</p> <p><u>All works to heritage features shown.</u></p>
9	B2_P11_11 Proposed first floor plan, Seaman's Registry Building	CD1.03C p20	Fig 6.11.3 p93 CD11.03 Applicant PoE-Design	<p>No redaction to the original drawing. The Rev 01 has been labelled to identify the principle use of the space in line with CD11.03 p93 Fig 6.11.3 and INQ11 p53 (typical upper floor plan) for information purposes. All information has been provided before the Inquiry.</p> <p>Use information for remaining rooms (areas with no public access) is not shown, which is however irrelevant to the planning.</p> <p><u>All works to heritage features shown.</u></p>
10	B2_P11_12 Proposed second floor plan, Seaman's Registry Building	CD1.03C p21		<p>No redaction to the original drawing. The Rev 01 has been labelled to identify the principle use of the space in line with INQ11 p53 (typical upper floor plan) for information purposes. All information has been provided before the Inquiry.</p> <p>Use information for remaining rooms (areas with no public access) is not shown, which is however irrelevant to the planning.</p> <p><u>All works to heritage features shown.</u></p>
11	B2_P11_13 Proposed third floor plan, Seaman's Registry Building	CD1.03C p22		<p>No redaction to the original drawing. The Rev 01 has been labelled to identify the principle use of the space in line with INQ11 p53 (typical upper floor plan) for information purposes. All information has been provided before the Inquiry.</p> <p>Use information for remaining rooms (areas with no public access) is not shown, which is however irrelevant to the planning.</p> <p>All works to heritage features shown.</p>

12	B2_P11_14 Proposed fourth floor plan, Seaman's Registry Building	CD1.03C p23		<p>No redaction to the original drawing. The Rev 01 has been labelled to identify the principle use of the space for information purposes. All information has been provided before the Inquiry.</p> <p>Use information for remaining rooms (areas with no public access) is not shown, which is however irrelevant to the planning.</p> <p><u>All works to heritage features shown.</u></p>
13	B2_P11_15 Proposed roof floor plan, Seaman's Registry Building	CD1.03C p24		<p>Unnecessarily listed as 'redacted' in the drawing register. No changes.</p> <p>All works to heritage features shown.</p>
14	B3a_P11_09 Proposed basement plan, Cultural Exchange Building	CD1.03C p37	Fig 6.12.12 p99 CD11.03 Applicant PoE-Design INQ11 p60	<p>The Cultural Exchange Building layout in Rev 01 has been unredacted. The details are in line with CD11.03 p99 Fig6.12.12 and INQ11 p60. All information has been provided before the Inquiry.</p> <p>Use information for remaining rooms (areas with no public access) is not shown, which is however irrelevant to the planning.</p>
15	B3a_P11_10 Proposed upper ground floor plan, Cultural Exchange Building	CD1.03C p38	Fig 6.12.14 p99 CD11.03 Applicant PoE-Design INQ11 p61	<p>The Cultural Exchange Building layout in Rev 01 has been unredacted. The details are in line with CD11.03 p99 Fig6.12.14 and INQ11 p61. All information has been provided before the Inquiry.</p> <p>Use information for remaining rooms (areas with no public access) is not shown, which is however irrelevant to the planning.</p>
16	B3a_P11_11 Proposed first floor plan, Cultural Exchange Building	CD1.03C p39	INQ11 p62	<p>The Cultural Exchange Building layout in Rev 01 has been unredacted. The details are in line with INQ11 p62. All information has been provided before the Inquiry.</p> <p>Use information for remaining rooms (areas with no public access) is not shown, which is however irrelevant to the planning.</p>
17	B3a_P11_12 Proposed second floor plan, Cultural Exchange Building	CD1.03C p40	INQ11 p63	<p>The Cultural Exchange Building layout in Rev 01 has been unredacted. The details are in line with INQ11 p63 second floor layout. All information has been provided before the Inquiry.</p> <p>Use information for remaining rooms (areas with no public access) is not shown, which is however irrelevant to the planning.</p>
18	B3a_P11_13 Proposed third floor plan, Cultural Exchange Building	CD1.03C p41	INQ11 p63	<p>The Cultural Exchange Building layout in Rev 01 has been unredacted. The details are in line with INQ11 p63 third floor layout. All information has been provided before the Inquiry.</p> <p>Use information for remaining rooms (areas with no public access) is not shown, which is however irrelevant to the planning.</p>



19	B3a_P11_14 Proposed fourth floor plan, Cultural Exchange Building	CD1.03C p42	INQ11 p64	<p>The Cultural Exchange Building layout in Rev 01 has been unredacted. The details are in line with INQ11 p64 fourth floor layout. All information has been provided before the Inquiry.</p> <p>Use information for remaining rooms (areas with no public access) is not shown, which is however irrelevant to the planning.</p>
20	B3a_P11_15 Proposed fifth floor plan, Cultural Exchange Building	CD1.03C p43	INQ11 p64	<p>The Cultural Exchange Building layout in Rev 01 has been unredacted. The details are in line with INQ11 p64 fifth floor layout. All information has been provided before the Inquiry.</p> <p>Use information for remaining rooms (areas with no public access) is not shown, which is however irrelevant to the planning.</p>
21	B3a_P11_16 Proposed sixth floor plan, Cultural Exchange Building	CD1.03C p44		<p>The Cultural Exchange Building layout in Rev 01 has been unredacted. All information has been provided before the Inquiry.</p> <p>Use information for remaining rooms (areas with no public access) is not shown, which is however irrelevant to the planning.</p>
22	B3a_P11_17 Proposed roof plan, Cultural Exchange Building	CD1.03C p45		Unnecessarily listed as 'redacted' in the drawing register. No changes.
23	B3b_P11_08 Proposed basement plan, Embassy House, North	CD7.05 1510_A_B3b_11_08_01		<p>The Embassy House layout in Rev 02 has been unredacted. All information has been provided before the Inquiry.</p> <p>Use information for the remaining spaces (areas with no public access) is not shown, which is however irrelevant to the planning.</p>
24	B3b_P11_09 Proposed basement plan, Embassy House, South	CD7.05 1510_A_B3b_11_09_01		<p>The Embassy House layout in Rev 02 has been unredacted. All information has been provided before the Inquiry.</p> <p>Use information for the remaining spaces (areas with no public access) is not shown, which is however irrelevant to the planning.</p>
25	B3b_P11_10 Proposed ground floor plan, Embassy House, North	CD7.05 1510_A_B3b_11_10_01	Fig 6.13.6 p104 CD11.03 Applicant PoE-Design INQ11 p78	<p>The Embassy House layout in Rev 02 has been unredacted. The details are in line with CD11.03 p104 Fig 6.13.6 and INQ11 p78. All information has been provided before the Inquiry.</p> <p>Use information for the remaining spaces (areas with no public access) is not shown, which is however irrelevant to the planning.</p>
26	B3b_P11_11 Proposed ground floor plan, Embassy House, South	CD7.05 1510_A_B3b_11_11_01	Fig 6.13.6 p104 CD11.03 Applicant PoE-Design	<p>The Embassy House layout in Rev 02 has been unredacted. The details are in line with CD11.03 p104 Fig 6.13.6. All information has been provided before the Inquiry.</p> <p>Use information for the remaining spaces (areas with no public access) is not shown, which is however irrelevant to the planning.</p>

27	B3b_P11_12 Proposed first floor plan, Embassy House, North	CD7.05 1510_A_B3b_11_12_01		<p>The Embassy House layout in Rev 02 has been unredacted. The details are in line with INQ11 p79 Embassy House typical floor plan. All information has been provided before the Inquiry.</p> <p>Layouts of the units are shown in separate Unit Layout Plan.</p>
28	B3b_P11_13 Proposed first floor plan, Embassy House, South	CD7.05 1510_A_B3b_11_13_01		<p>The Embassy House layout in Rev 02 has been unredacted. The details are in line with INQ11 p79 Embassy House typical floor plan. All information has been provided before the Inquiry.</p> <p>Layouts of the units are shown in separate Unit Layout Plan.</p>
29	B3b_P11_14 Proposed second floor plan, Embassy House, North	CD7.05 1510_A_B3b_11_14_01		<p>The Embassy House layout in Rev 02 has been unredacted. The details are in line with INQ11 p79 Embassy House typical floor plan. All information has been provided before the Inquiry.</p> <p>Layouts of the units are shown in separate Unit Layout Plan.</p>
30	B3b_P11_15 Proposed second floor plan, Embassy House, South	CD7.05 1510_A_B3b_11_15_01		<p>The Embassy House layout in Rev 02 has been unredacted. The details are in line with INQ11 p79 Embassy House typical floor plan. All information has been provided before the Inquiry.</p> <p>Layouts of the units are shown in separate Unit Layout Plan.</p>
31	B3b_P11_16 Proposed third floor plan, Embassy House, North	CD7.05 1510_A_B3b_11_16_01		<p>The Embassy House layout in Rev 02 has been unredacted. The details are in line with INQ11 p79 Embassy House typical floor plan. All information has been provided before the Inquiry.</p> <p>Layouts of the units are shown in separate Unit Layout Plan.</p>
32	B3b_P11_17 Proposed third floor plan, Embassy House, South	CD7.05 1510_A_B3b_11_17_01		<p>The Embassy House layout in Rev 02 has been unredacted. The details are in line with INQ11 p79 Embassy House typical floor plan. All information has been provided before the Inquiry.</p> <p>Layouts of the units are shown in separate Unit Layout Plan.</p>
33	B3b_P11_18 Proposed fourth floor plan, Embassy House, North	CD7.05 1510_A_B3b_11_18_01		<p>The Embassy House layout in Rev 02 has been unredacted. The details are in line with INQ11 p79 Embassy House typical floor plan. All information has been provided before the Inquiry.</p> <p>Layouts of the units are shown in separate Unit Layout Plan.</p>
34	B3b_P11_19 Proposed fourth floor plan, Embassy House, South	CD7.05 1510_A_B3b_11_19_01		<p>The Embassy House layout in Rev 02 has been unredacted. The details are in line with INQ11 p79 Embassy House typical floor plan. All information has been provided before the Inquiry.</p> <p>Layouts of the units are shown in separate Unit Layout Plan.</p>

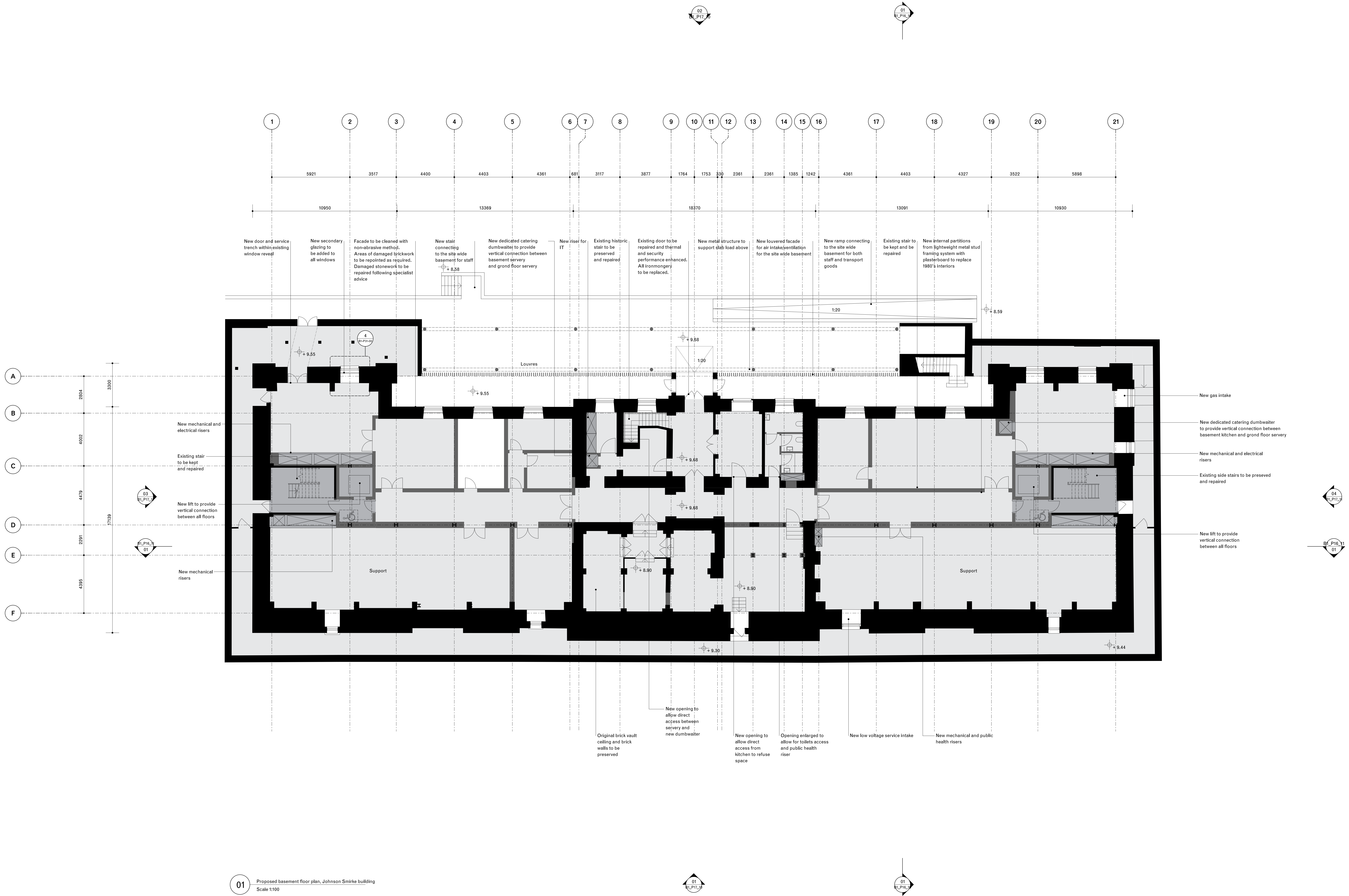
35	B3b_P11_20 Proposed fifth floor plan, Embassy House, North	CD7.05 1510_A_B3b_11_20_01		The Embassy House layout in Rev 02 has been unredacted. The details are in line with INQ11 p79 Embassy House typical floor plan. All information has been provided before the Inquiry.  Layouts of the units are shown in separate Unit Layout Plan.
36	B3b_P11_21 Proposed fifth floor plan, Embassy House, South	CD7.05 1510_A_B3b_11_21_01		The Embassy House layout in Rev 02 has been unredacted. The details are in line with INQ11 p79 Embassy House typical floor plan. All information has been provided before the Inquiry.  Layouts of the units are shown in separate Unit Layout Plan.
37	B3b_P11_22 Proposed sixth floor plan, Embassy House, North	CD7.22 1510_A_B3b_11_22	Fig 6.13.8 p105 CD11.03 Applicant PoE- Design INQ11 p80	The Embassy House layout in Rev 03 has been unredacted. The details are in line with CD11.03p105 Fig 6.13.8 and INQ11 p80. All information has been provided before the Inquiry  Layouts of the units are shown in separate Unit Layout Plan.
38	B3b_P11_23 Proposed sixth floor plan, Embassy House, South	CD7.22 1510_A_B3b_11_23	Fig 6.13.8 p105 CD11.03 Applicant PoE- Design INQ11 p80	The Embassy House layout in Rev 03 has been unredacted. The details are in line with CD11.03p105 Fig 6.13.8 and INQ11 p80. All information has been provided before the Inquiry  Layouts of the units are shown in separate Unit Layout Plan.
39	B3b_P11_24 Proposed seventh floor plan, Embassy House, North	CD7.22 1510_A_B3b_11_24		The Embassy House layout in Rev 03 has been unredacted. All information has been provided before the Inquiry
40	B3b_P11_25 Proposed seventh floor plan, Embassy House, South	CD7.22 1510_A_B3b_11_25		The Embassy House layout in Rev 03 has been unredacted. All information has been provided before the Inquiry
41	B3b_P11_26 Proposed roof floor plan, Embassy House, North	CD7.22 1510_A_B3b_11_26	Fig 6.13.7 p105 CD11.03 Applicant PoE- Design INQ11 p80	The Embassy House layout in Rev 03 has been unredacted. The details are in line with CD11.03p105 Fig 6.13.7 and INQ11 p80. All information has been provided before the Inquiry.
42	B3b_P11_27 Proposed roof floor plan, Embassy House, South	CD7.22 1510_A_B3b_11_27	Fig 6.13.7 p105 CD11.03 Applicant PoE- Design INQ11 p80	The Embassy House layout in Rev 03 has been unredacted. The details are in line with CD11.03p105 Fig 6.13.7 and INQ11 p80. All information has been provided before the Inquiry.
43	B3b_P21_11 Proposed unit flat layouts, Embassy House	CD7.22 1510_A_B3b_21_11_Unit layouts		Unnecessarily listed as 'redacted' in the drawing register. No changes.
44	B3b_P21_12 Proposed unit flat layouts, Embassy House	CD7.22 1510_A_B3b_21_12_Unit layouts		Unnecessarily listed as 'redacted' in the drawing register. No changes.

45	B4_11_05 Location plan, Proposed scheme	CD1.03C p86		Unnecessarily listed as 'redacted' in the drawing register. No changes.
46	B4_11_08 Site plan, Proposed scheme	CD1.03C p87		Unnecessarily listed as 'redacted' in the drawing register. No changes.
47	B4_11_09 Proposed basement plan, Masterplan	CD7.05 1510_A_B4_11_09_01		The Proposed basement master plan in Rev 02 has been unredacted. All information has been provided before the Inquiry.
48	B4_11_10 Proposed ground floor plan, Masterplan	CD7.05 1510_A_B4_11_10_01		The Proposed ground floor master plan in Rev 02 has been unredacted. All information has been provided before the Inquiry.
49	B4_11_11 Proposed roof plan, Masterplan	CD7.22 1510_A_B4_11_11		Unnecessarily listed as 'redacted' in the drawing register. No changes.
50	B4_11_12 Proposed paving plan, Masterplan	CD7.22 1510_A_B4_11_12_01		The Proposed paving master plan in Rev 02 has been unredacted. All information has been provided before the Inquiry
51	B4_11_19 Proposed works on Cartwright Street, Masterplan	CD1.03C p92		Unnecessarily listed as 'redacted' in the drawing register. No changes.
52	B4_P11_21 Proposed ground floor plan, Masterplan, Entrance pavilion	CD1.03C p107		<p>No redaction to the original drawing. The Rev 01 has been labelled to identify the security check room. All information has been provided before the Inquiry.</p> <p>Use information for smaller rooms (areas with no public access) is not shown, which is however irrelevant to the planning.</p> <p>All works to heritage features shown.</p>

## Revised Drawings Schedule

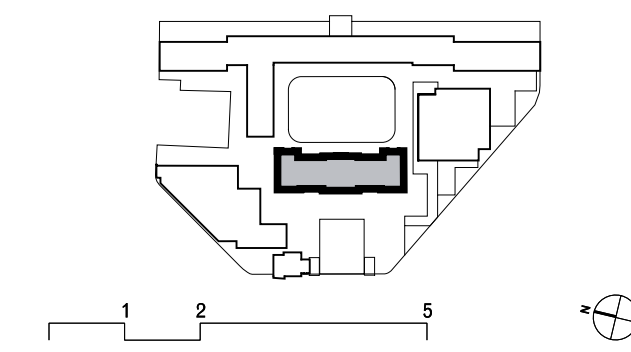
- 1 1510\_A\_B1-\_P11\_09 Proposed basement floor plan - Johnson Smirke building Rev 01
- 2 1510\_A\_B1-\_P11\_10 Proposed ground floor plan - Johnson Smirke building Rev 01
- 3 1510\_A\_B1-\_P11\_11 Proposed first floor plan - Johnson Smirke building Rev 01
- 4 1510\_A\_B1-\_P11\_12 Proposed second floor plan - Johnson Smirke building Rev 01
- 5 1510\_A\_B1-\_P11\_13 Proposed third floor plan - Johnson Smirke building Rev 01
- 6 1510\_A\_B2-\_P11\_09 Proposed basement plan - Seaman's Registry building Rev 01
- 7 1510\_A\_B2-\_P11\_10 Proposed ground floor plan - Seaman's Registry building Rev 01
- 8 1510\_A\_B2-\_P11\_11 Proposed first floor plan - Seaman's Registry building Rev 01
- 9 1510\_A\_B2-\_P11\_12 Proposed second floor plan - Seaman's Registry building Rev 01
- 10 1510\_A\_B2-\_P11\_13 Proposed third floor plan - Seaman's Registry building Rev 01
- 11 1510\_A\_B2-\_P11\_14 Proposed fourth floor plan - Seaman's Registry building Rev 01
- 12 1510\_A\_B3A\_11\_09 Proposed Basement Plan - Cultural Exchange Building Rev 01
- 13 1510\_A\_B3A\_11\_10 Proposed Ground Floor Plan - Cultural Exchange Building Rev 01
- 14 1510\_A\_B3A\_11\_11 Proposed First Floor Plan - Cultural Exchange Building Rev 01
- 15 1510\_A\_B3A\_11\_12 Proposed Second Floor Plan - Cultural Exchange Building Rev 01
- 16 1510\_A\_B3A\_11\_13 Proposed Third Floor Plan - Cultural Exchange Building Rev 01
- 17 1510\_A\_B3A\_11\_14 Proposed Fourth Floor Plan - Cultural Exchange Building Rev 01
- 18 1510\_A\_B3A\_11\_15 Proposed Fifth Floor Plan - Cultural Exchange Building Rev 01
- 19 1510\_A\_B3A\_11\_16 Proposed Sixth Floor Plan - Cultural Exchange Building Rev 01
- 20 1510\_A\_B3b\_11\_08 Proposed Basement Plan - Embassy House North - Sheet 1 of 2 Rev 02
- 21 1510\_A\_B3b\_11\_09 Proposed Basement Plan - Embassy House South - Sheet 2 of 2 Rev 02
- 22 1510\_A\_B3b\_11\_10 Proposed Ground Floor Plan - Embassy House North - Sheet 1 of 2 Rev 02
- 23 1510\_A\_B3b\_11\_11 Proposed Ground Floor Plan - Embassy House South - Sheet 2 of 2 Rev 02
- 24 1510\_A\_B3b\_11\_12 Proposed First Floor Plan - Embassy House North - Sheet 1 of 2 Rev 02
- 25 1510\_A\_B3b\_11\_13 Proposed First Floor Plan - Embassy House South - Sheet 2 of 2 Rev 02
- 26 1510\_A\_B3b\_11\_14 Proposed Second Floor Plan - Embassy House North - Sheet 1 of 2 Rev 02
- 27 1510\_A\_B3b\_11\_15 Proposed Second Floor Plan - Embassy House South - Sheet 2 of 2 Rev 02
- 28 1510\_A\_B3b\_11\_16 Proposed Third Floor Plan - Embassy House North - Sheet 1 of 2 Rev 02
- 29 1510\_A\_B3b\_11\_17 Proposed Third Floor Plan - Embassy House South - Sheet 2 of 2 Rev 02
- 30 1510\_A\_B3b\_11\_18 Proposed Fourth Floor Plan - Embassy House North - Sheet 1 of 2 Rev 02
- 31 1510\_A\_B3b\_11\_19 Proposed Fourth Floor Plan - Embassy House South - Sheet 2 of 2 Rev 02
- 32 1510\_A\_B3b\_11\_20 Proposed Fifth Floor Plan - Embassy House North - Sheet 1 of 2 Rev 02
- 33 1510\_A\_B3b\_11\_21 Proposed Fifth Floor Plan - Embassy House South - Sheet 2 of 2 Rev 02
- 34 1510\_A\_B3b\_11\_22 Proposed Sixth Floor Plan - Embassy House North - Sheet 1 of 2 Rev 03
- 35 1510\_A\_B3b\_11\_23 Proposed Sixth Floor Plan - Embassy House South - Sheet 2 of 2 Rev 03
- 36 1510\_A\_B3b\_11\_24 Proposed Seventh Floor Plan - Embassy House North - Sheet 1 of 2 Rev 03
- 37 1510\_A\_B3b\_11\_25 Proposed Seventh Floor Plan - Embassy House South - Sheet 2 of 2 Rev 03
- 38 1510\_A\_B3b\_11\_26 Proposed Roof Floor Plan - Embassy House North - Sheet 1 of 2 Rev 03
- 39 1510\_A\_B3b\_11\_27 Proposed Roof Floor Plan - Embassy House South - Sheet 2 of 2 Rev 03
- 40 1510\_A\_B4-\_11\_09 Proposed Basement Plan – Masterplan Rev 02
- 41 1510\_A\_B4-\_11\_10 Proposed Ground Floor Plan – Masterplan Rev 02
- 42 1510\_A\_B4-\_11\_12 Proposed Paving Plan – Masterplan Rev 02
- 43 1510\_A\_B4-\_P11\_21 Proposed Ground Floor Plan - Masterplan - Entrance Pavilion Rev 01

Revised Drawings



General notes:  
Do not scale from drawings.  
Errors to be reported immediately to the Architect.  
To be read in conjunction with all relevant Architects',  
Services and Structural Engineers' drawings.  
All existing site, tree and building information has been  
compiled from different sources.  
All dimensions to be checked on site.

Rev.	Date	Description	MY	GLA
01	20/08/2023	Planning (Addendum 3)		



David Chipperfield Architects

C/O Fera, 9 Dallingdon Street  
London EC1V 6LA  
T +44 (0)20 7686 4800  
www.davidchipperfield.com

Project Royal Mint Court Project number 1510

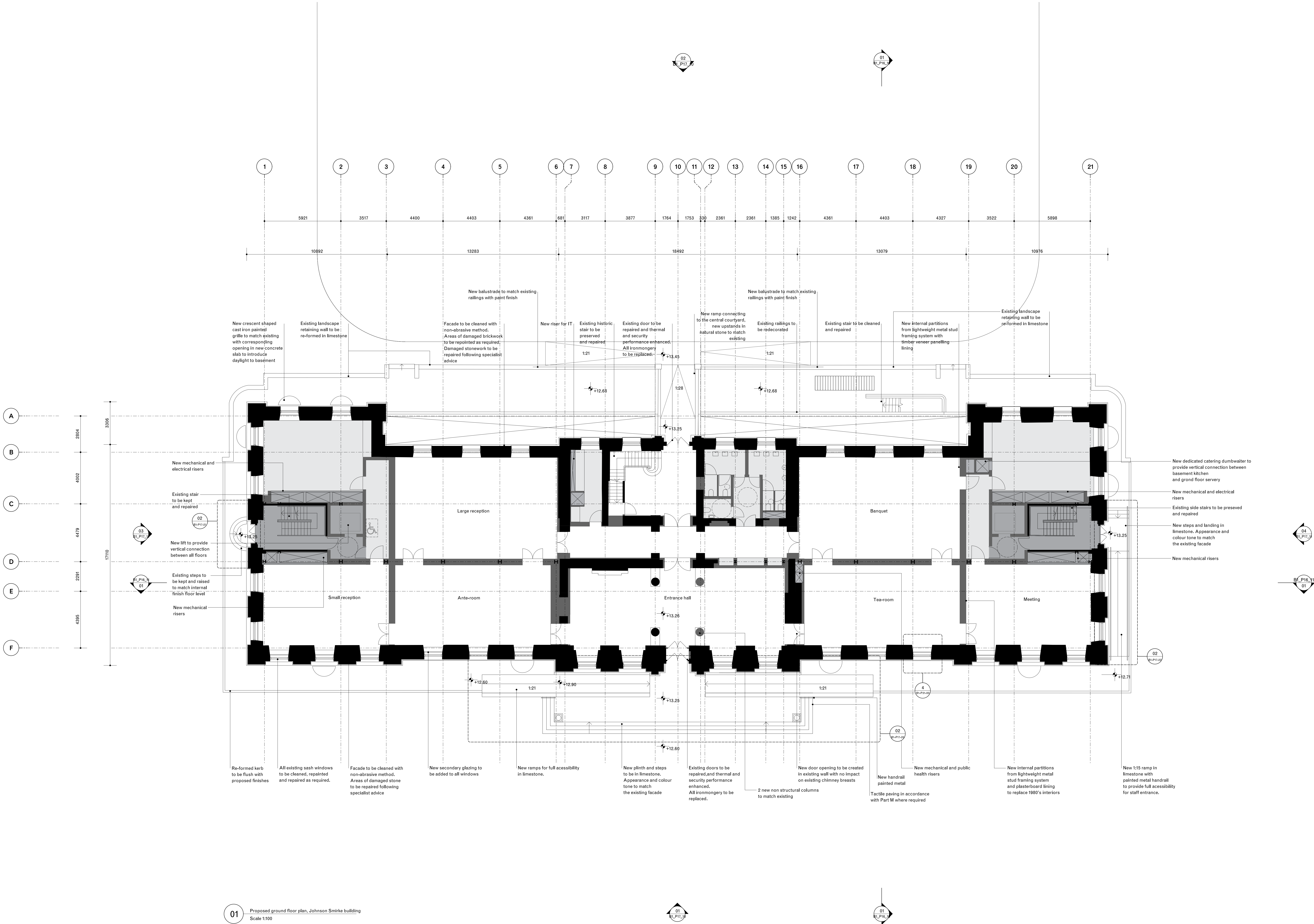
Client Chinese Embassy in the UK

© David Chipperfield Architects Ltd.  
Planning Application and Listed Building Consent  
(Addendum)

Drawing name Proposed basement floor plan Drawing number B1\_P11\_09

Date 16/05/2024 Revision  
Scale / Format 1:100 / A3 01  
Drawn / Checked ISP / GLA / OU Planning  
Approved BB  
CAD Reference 1510\_A\_BD\_P11\_09.dgn

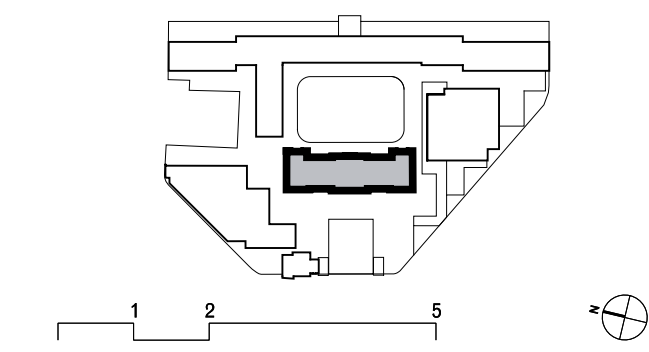




General notes:

Do not scale from drawings.  
Errors to be reported immediately to the Architect.  
To be read in conjunction with all relevant Architects',  
Services and Structural Engineers' drawings.  
All existing site, tree and building information has been  
compiled from different sources.  
All dimensions to be checked on site.

Rev.	Date	Description	MY	GLA
01	20/08/2020	Planning (Addendum 3)		



David Chipperfield Architects

C/O Fera, 9 Dallingdon Street  
London EC1V 8LN  
T +44 (0) 20 7606 4800  
www.davidchipperfield.com

Project Royal Mint Court Project number 1510

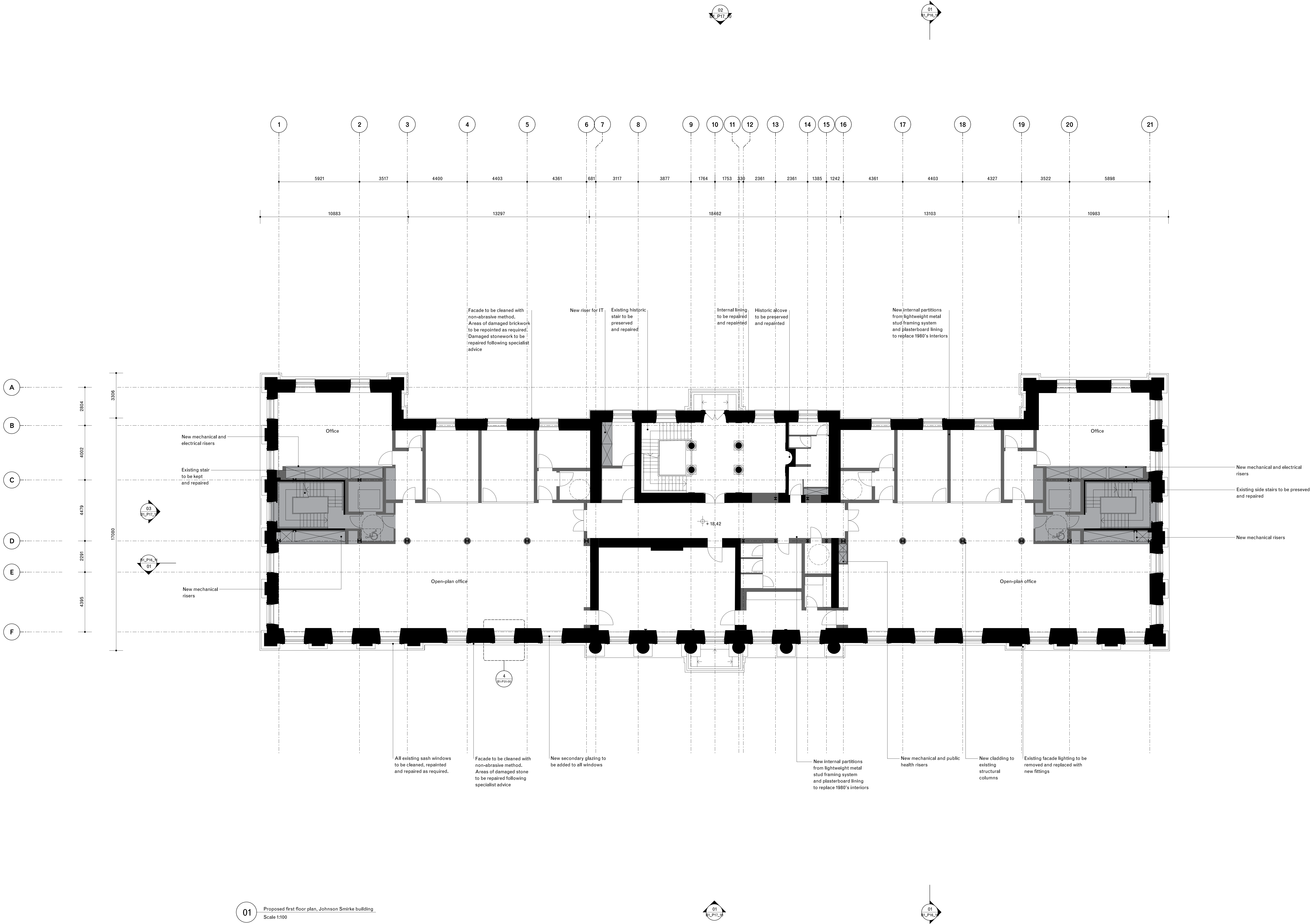
Client Chinese Embassy in the UK

© David Chipperfield Architects Ltd.  
Planning Application and Listed Building Consent  
(Addendum)

Drawing name Proposed ground floor plan Johnson Smirke building Drawing number B1-P11\_10

Date	16/05/2024	Revision	01
Scale / Format	1:100 / A3		
Drawn / Checked	ISP / GLA / OU		Planning
Approved	BB		
CAD Reference	1510_A_B1-P11_10.dgn		

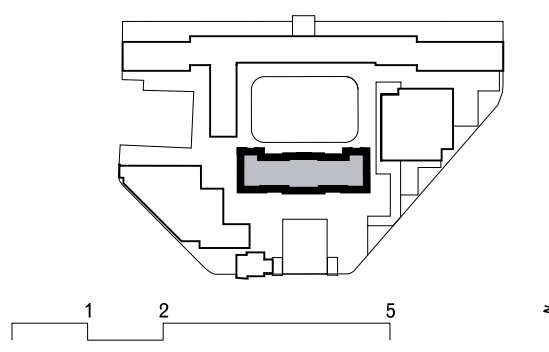




01 Proposed first floor plan, Johnson Smirke building  
Scale 1:100

General notes:  
Do not scale from drawings.  
Errors to be reported immediately to the Architect.  
To be read in conjunction with all relevant Architects',  
Services and Structural Engineers' drawings.  
All existing site, tree and building information has been  
compiled from different sources.  
All dimensions to be checked on site.

Rev.	Date	Description	MY	GLA
01	20/08/2024	Planning (addendum 3)		



David Chipperfield Architects

C/O Fera, 9 Dallingdon Street  
London EC1V 8LN  
T +44 (0)20 7606 4800  
www.davidchipperfield.com

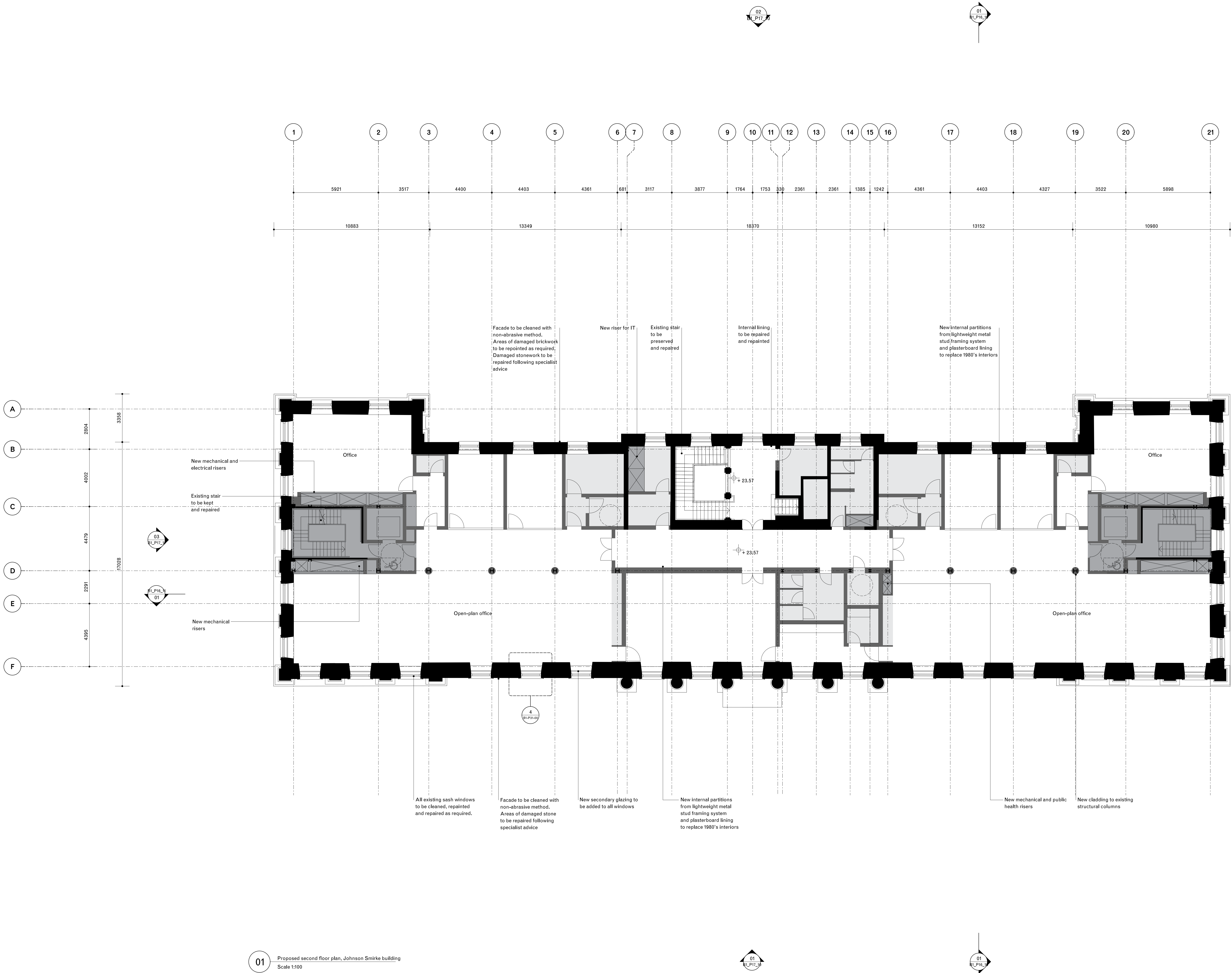
Project  
Royal Mint Court  
Project number  
1510

Client  
Chinese Embassy in the UK

© David Chipperfield Architects Ltd.  
Planning Application and Listed Building Consent  
(Addendum)

Drawing name  
Proposed first floor plan  
Johnson Smirke building  
Drawing number  
B1-\_P11\_11

Date  
16/05/2024  
Scale / Format  
1:100 / A3  
Drawn / Checked  
ISP / GLA / OU  
Approved  
BB  
CAD Reference  
1510\_A\_B1-\_P11\_11.dgn  
Revision  
01  
Planning



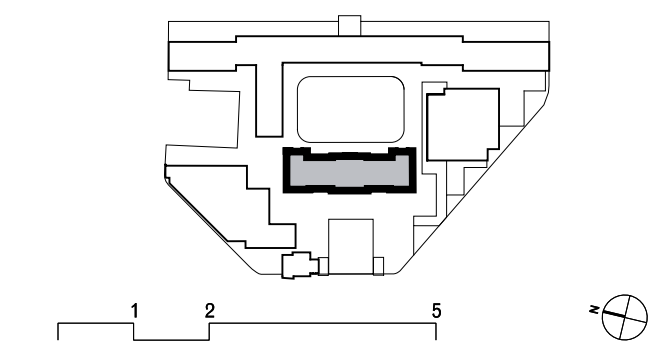
01 Proposed second floor plan, Johnson Smirke building  
Scale 1:100

Existing  
Proposed

General notes:

Do not scale from drawings.  
Errors to be reported immediately to the Architect.  
To be read in conjunction with all relevant Architects',  
Services and Structural Engineers' drawings.  
All existing site, tree and building information has been  
compiled from different sources.  
All dimensions to be checked on site.

Rev.	Date	Description	MY	GLA
01	20/08/2020	Planning (addendum 3)		



David Chipperfield Architects

C/O Fera, 9 Dallington Street  
London EC1V 6LA  
T +44 (0) 20 7686 4800  
www.davidchipperfield.com

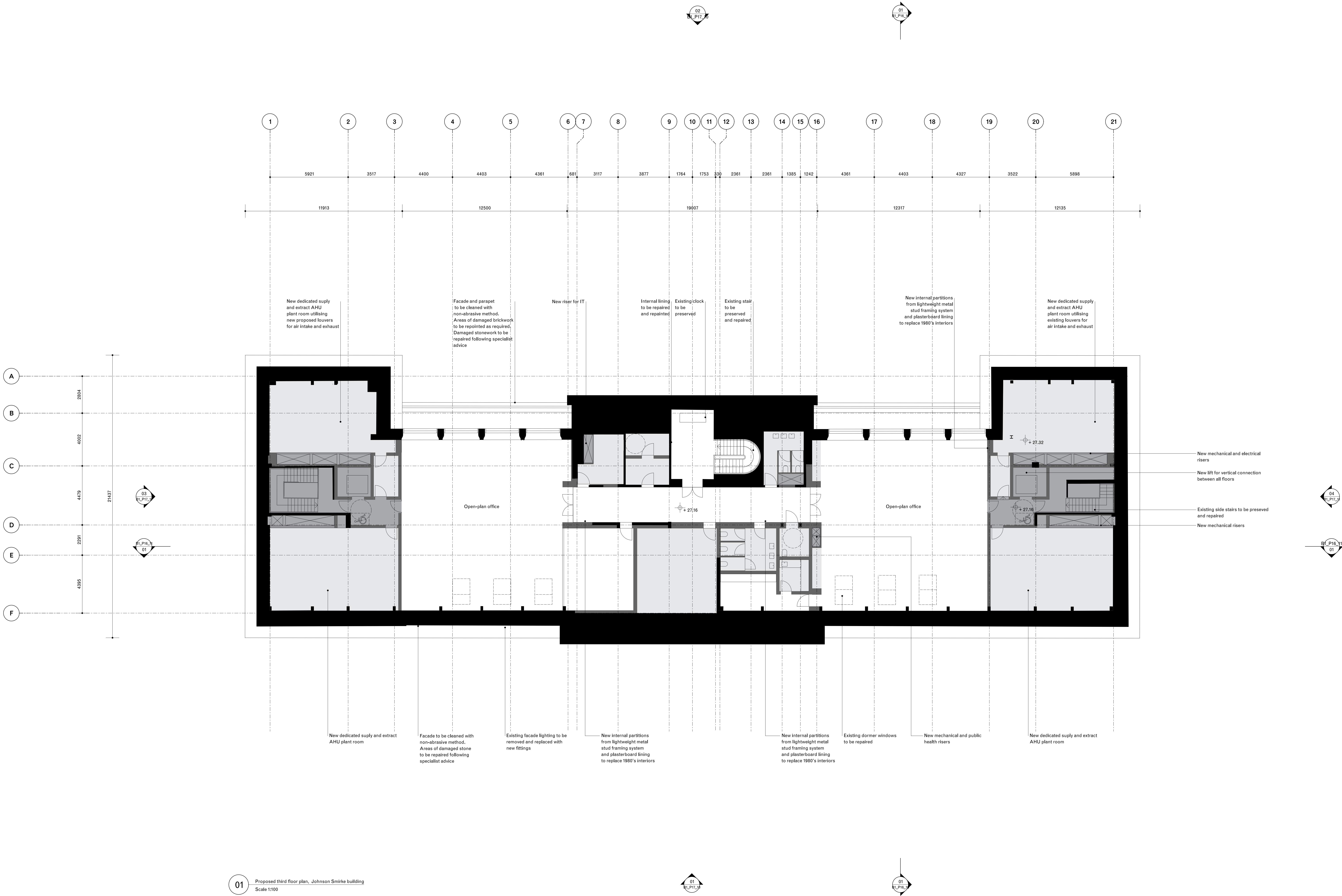
Project Royal Mint Court  
Project number 1510

Client  
Chinese Embassy in the UK

© David Chipperfield Architects Ltd.  
Planning Application and Listed Building Consent  
(Addendum)

Drawing name Proposed second floor plan  
Drawing number Johnson Smirke building B1-\_P11\_12

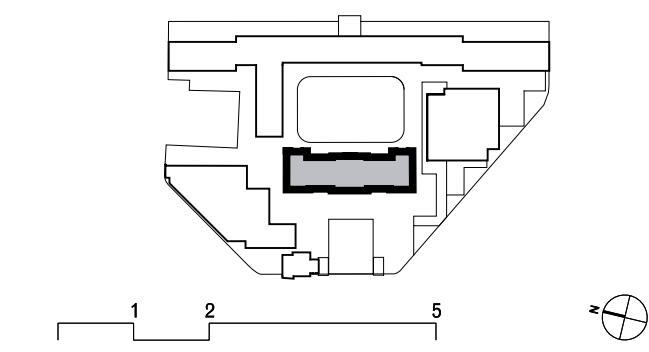
Date	16/05/2024	Revision
Scale / Format	1:100 / A3	01
Drawn / Checked	ISP / GLA / OU	Planning
Approved	BB	
CAD Reference	1510_A_B1-_P11_12.dgn	



01 Proposed third floor plan, Johnson Smirke building  
Scale 1:100

General notes:  
Do not scale from drawings.  
Errors to be reported immediately to the Architect.  
To be read in conjunction with all relevant Architects',  
Services and Structural Engineers' drawings.  
All existing site, tree and building information has been  
compiled from different sources.  
All dimensions to be checked on site.

Rev.	Date	Description	MY	GLA
01	20/08/2023	Planning (addendum 3)		



David Chipperfield Architects

C/O Kira, 9 Dallington Street  
London EC1V 6LA  
T +44 (0)20 7686 4800  
www.davidchipperfield.com

Project Royal Mint Court  
Project number 1510

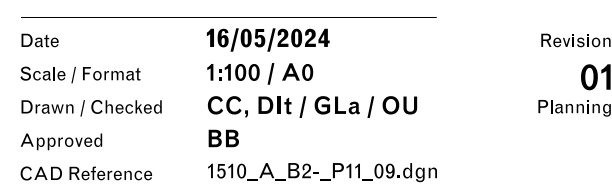
Client  
Chinese Embassy in the UK

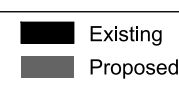
© David Chipperfield Architects Ltd.  
Planning Application and Listed Building Consent  
(Addendum)

Drawing name Drawing number  
Proposed third floor plan  
Johnson Smirke building B1-\_P11\_13

Date	16/05/2024	Revision
Scale / Format	1:100 / A3	01
Drawn / Checked	ISP / GLA / OU	Planning
Approved	BB	
CAD Reference	1510_A_B1-_P11_13.dgn	



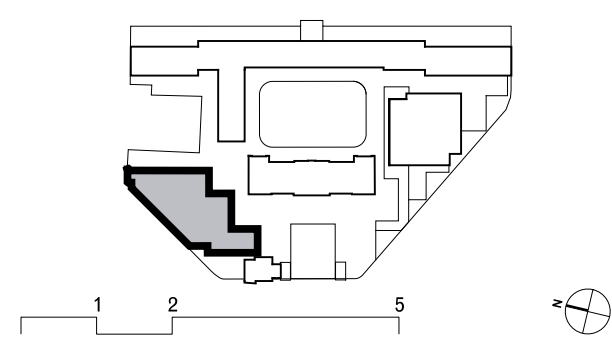




General notes:

Do not scale from drawings.  
Errors to be reported immediately to the Architect.  
To be read in conjunction with all relevant Architects',  
Services and Structural Engineers' drawings.  
All existing site, tree and building information has been  
compiled from different sources.  
All dimensions to be checked on site.

01	20/08/2025	Planning (addendum 3)	MY	GLa
Rev.	Date	Description	Drawn	Check



David Chipperfield Architects

C/O Form, 9 Dallington Street  
London EC1V 0LN  
T +44 20 7620 4300  
[www.davidchipperfield.com](http://www.davidchipperfield.com)

Project	Project number
<b>Royal Mint Court</b>	<b>1510</b>

**Client**

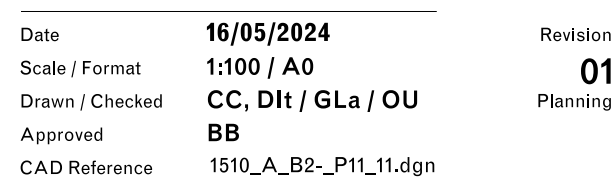
**Chinese Embassy in the UK**

© David Chipperfield Architects Ltd.  
**Planning Application and Listed Building Consent  
(Addendum)**

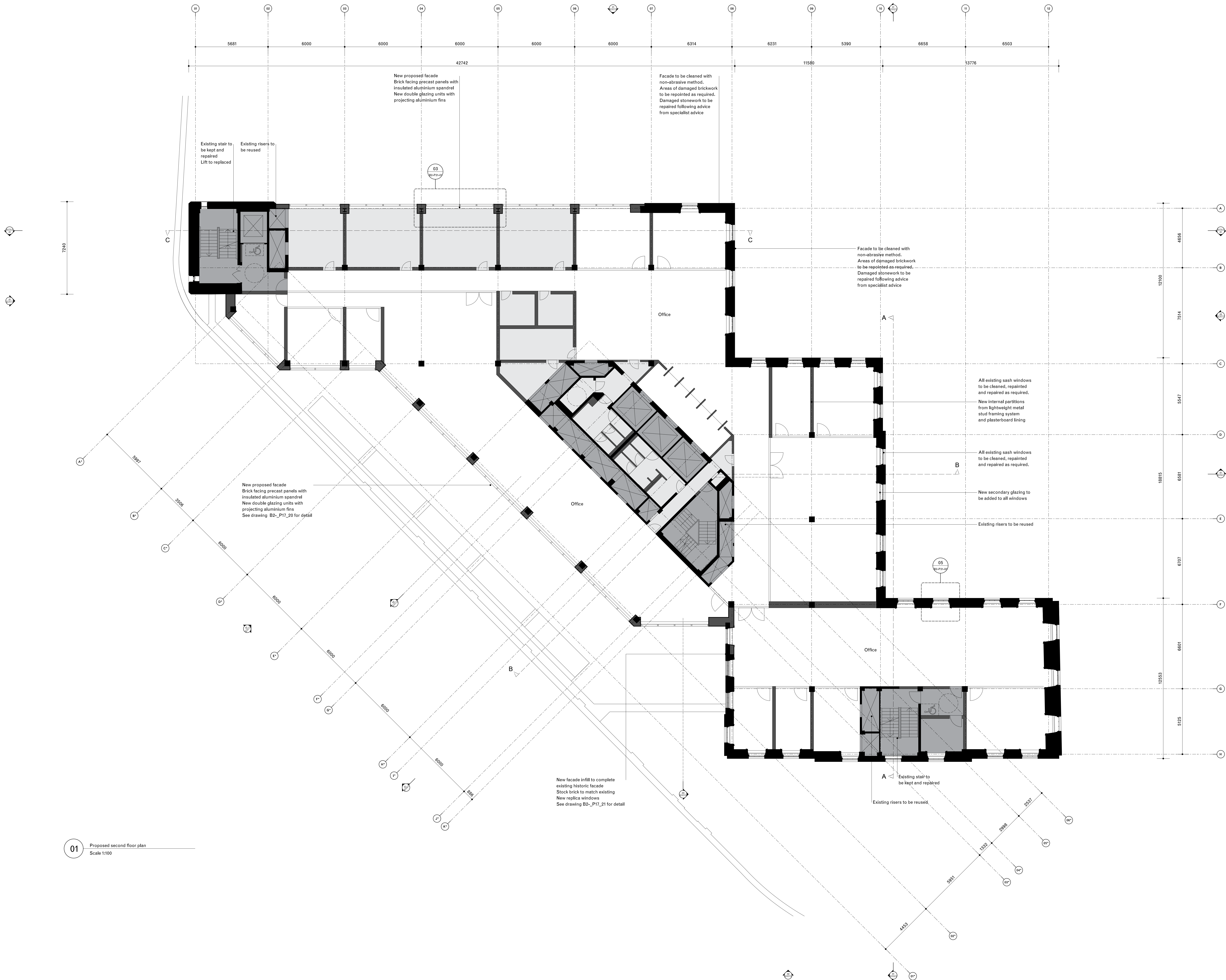
Drawing name	Drawing number
Proposed ground floor plan	B2- P11 10

Date	<b>16/05/2024</b>	Revision	<b>01</b>
Scale / Format	<b>1:100 / A0</b>	Planning	
Drawn / Checked	<b>CC, DIT / GLA / OU</b>		
Approved	<b>BB</b>		
CAD Reference	<b>1510_A_B2_P11_10.dgn</b>		





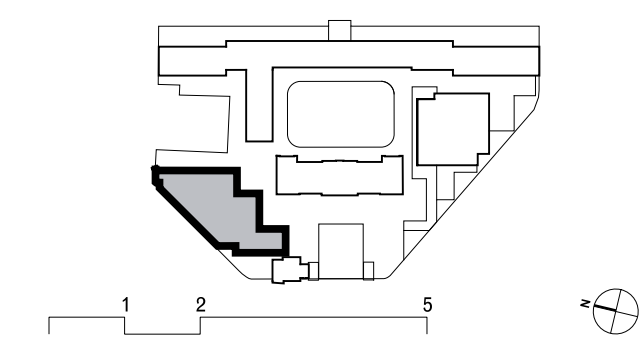
01 Proposed first floor plan  
Scale 1:100



General notes:

Do not scale from drawings.  
Errors to be reported immediately to the Architect.  
To be read in conjunction with all relevant Architects',  
Services and Structural Engineers' drawings.  
All existing site, tree and building information has been  
compiled from different sources.  
All dimensions to be checked on site.

Rev.	Date	Description	MY	GLA
01	20/08/2023	Planning (Addendum 3)	MY	GLA



David Chipperfield Architects

C/O Fera, 9 Dullington Street  
London EC1V 8LN  
T +44 20 7605 4800  
www.davidchipperfield.com

Project Royal Mint Court Project number 1510

Client Chinese Embassy in the UK

© David Chipperfield Architects Ltd.  
Planning Application and Listed Building Consent  
(Addendum)

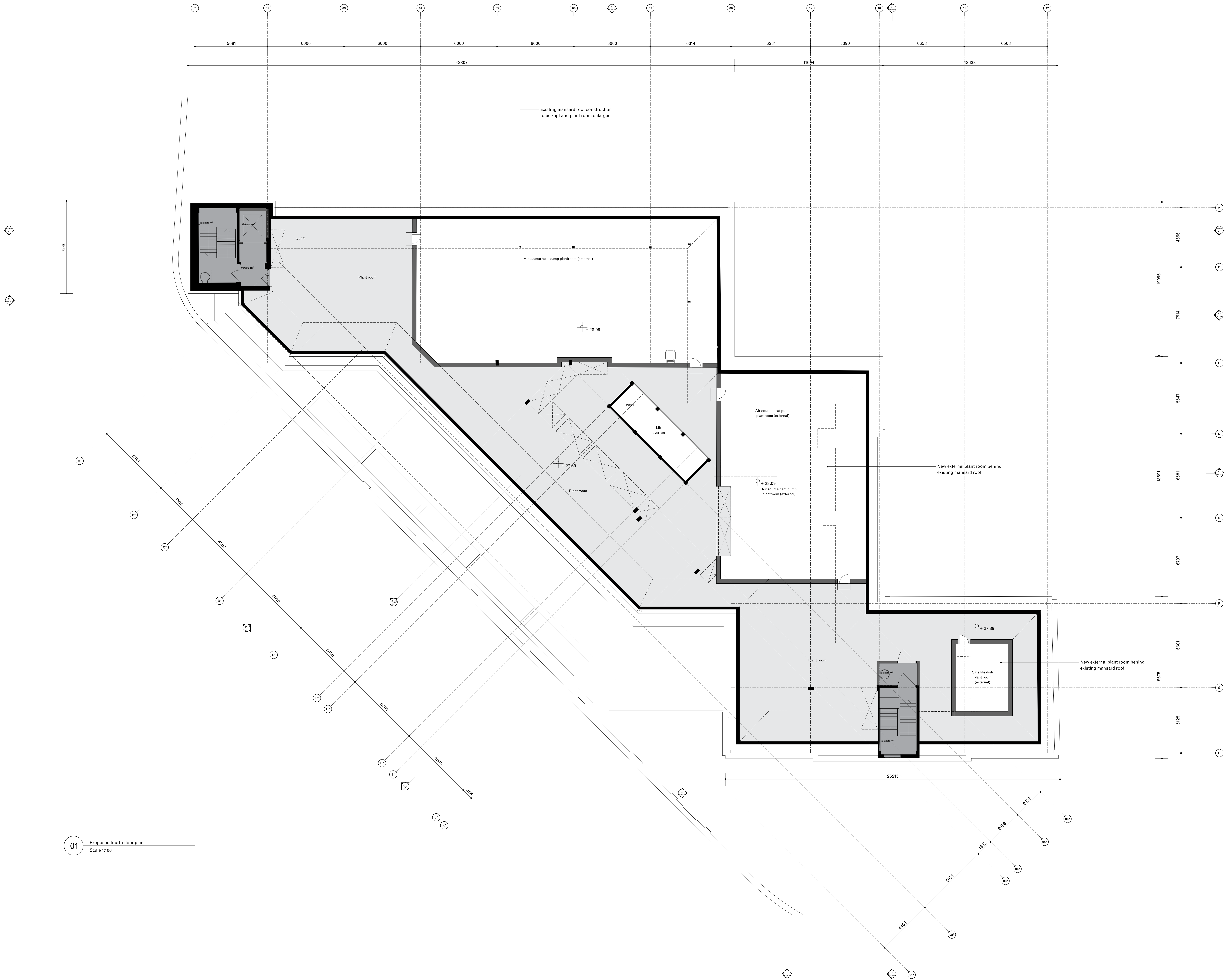
Drawing name Drawing number  
Proposed second floor plan B2-\_P11\_12  
Seaman's Registry building

Date	16/05/2024	Revision	01
Scale / Format	1:100 / A3		
Drawn / Checked	CC, DH / GLA / OU		Planning
Approved	BB		
CAD Reference	1510_A_B2-_P11_12.dgn		



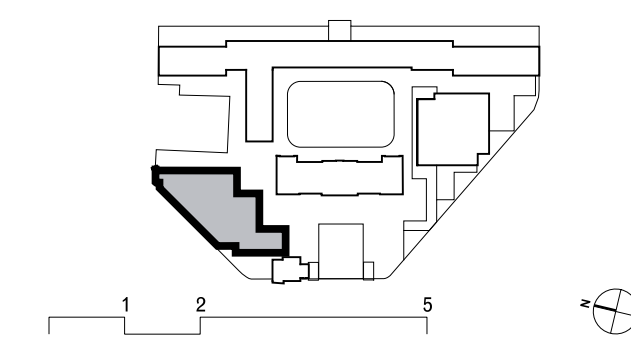
Date	16/05/2024	Revision	
Scale / Format	1:100 / A0		01
Drawn / Checked	CC, Dlt / GLA / OU	Planning	
Approved	BB		
CAD Reference	1510_A_B2_P11_13.dgn		





General notes:  
Do not scale from drawings.  
Errors to be reported immediately to the Architect.  
To be read in conjunction with all relevant Architects',  
Services and Structural Engineers' drawings.  
All existing site, tree and building information has been  
compiled from different sources.  
All dimensions to be checked on site.

Rev.	Date	Description	MY	GLA
01	20/08/2023	Planning (Addendum 3)	MY	GLA



David Chipperfield Architects

C/O Fera, 9 Dallingdon Street  
London EC1V 8LN  
T +44 20 7605 4800  
www.davidchipperfield.com

Project Royal Mint Court  
Project number 1510

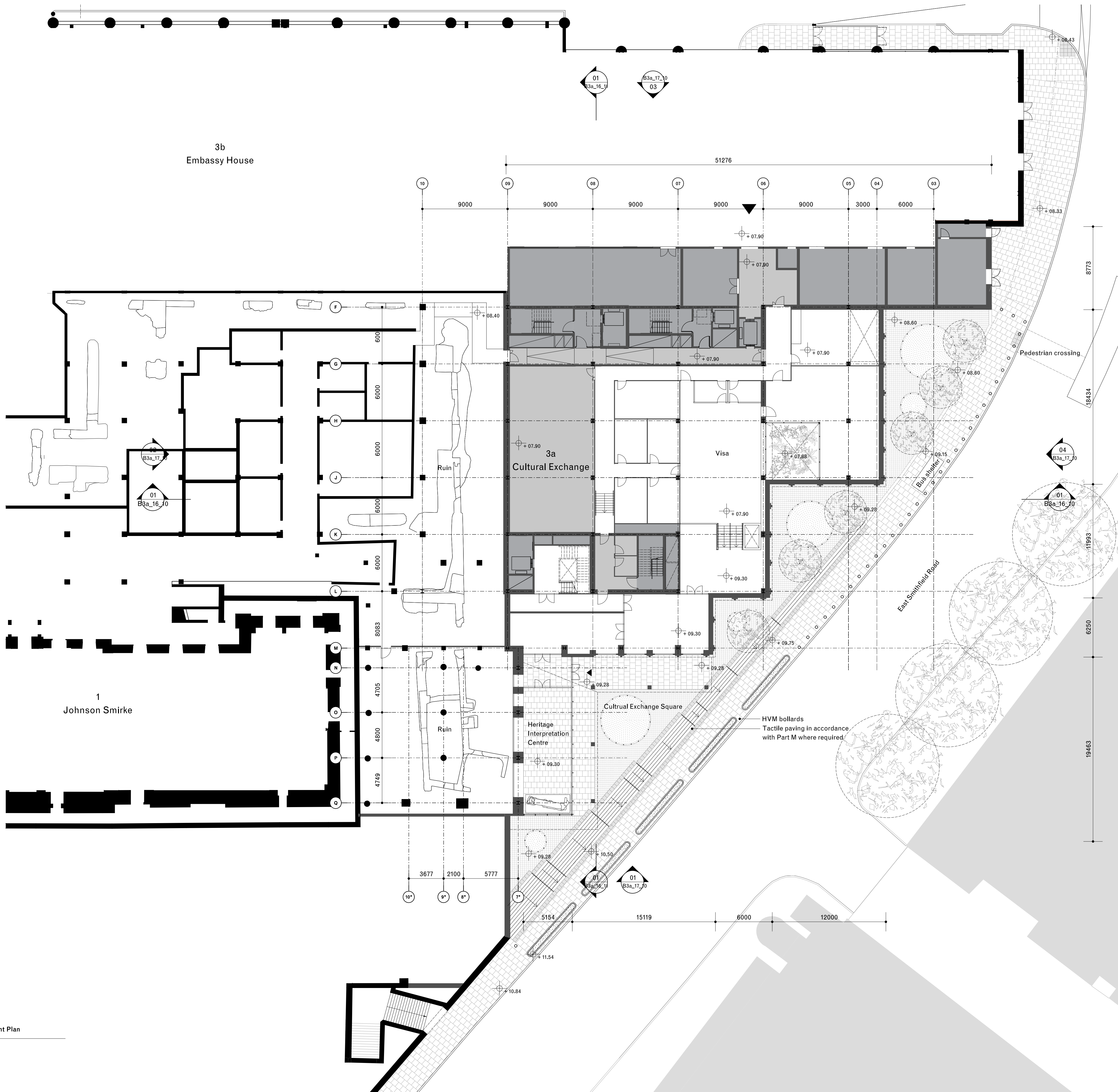
Client Chinese Embassy in the UK

© David Chipperfield Architects Ltd.  
Planning Application and Listed Building Consent  
(Addendum)

Drawing name Drawing number  
Proposed fourth floor plan B2-\_P11\_14  
Seaman's Registry building

Date 16/05/2024  
Scale / Format 1:100 / A3  
Drawn / Checked CC, DH / GLA / OU  
Approved BB  
CAD Reference 1510\_A\_B2-\_P11\_14.dgn  
Revision 01  
Planning



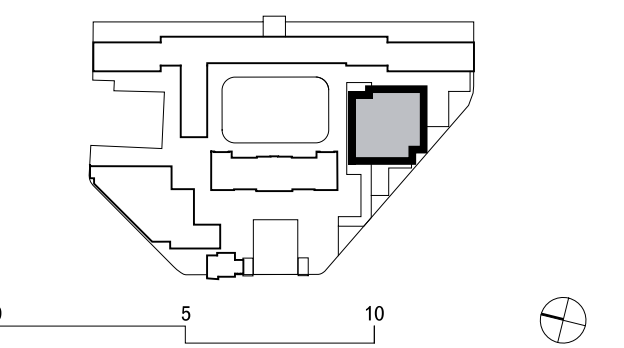


General notes:

Do not scale from drawings.  
Errors to be reported immediately to the Architect.  
To be read in conjunction with all relevant Architects',  
Services and Structural Engineers' drawings.  
All existing site, tree and building information has been compiled  
from different sources.  
All dimensions to be checked on site.

Existing  
Proposed

Rev.	Date	Description	MY	GLA
01	20/08/2023	Planning (addendum 3)	MY	GLA



David Chipperfield Architects

C/O Foru, 9 Dallington Street  
London EC1V 9LN  
T +44 20 7620 4500  
www.davidchipperfield.com

Project	Project number
Royal Mint Court	1510

Client

Chinese Embassy in the UK

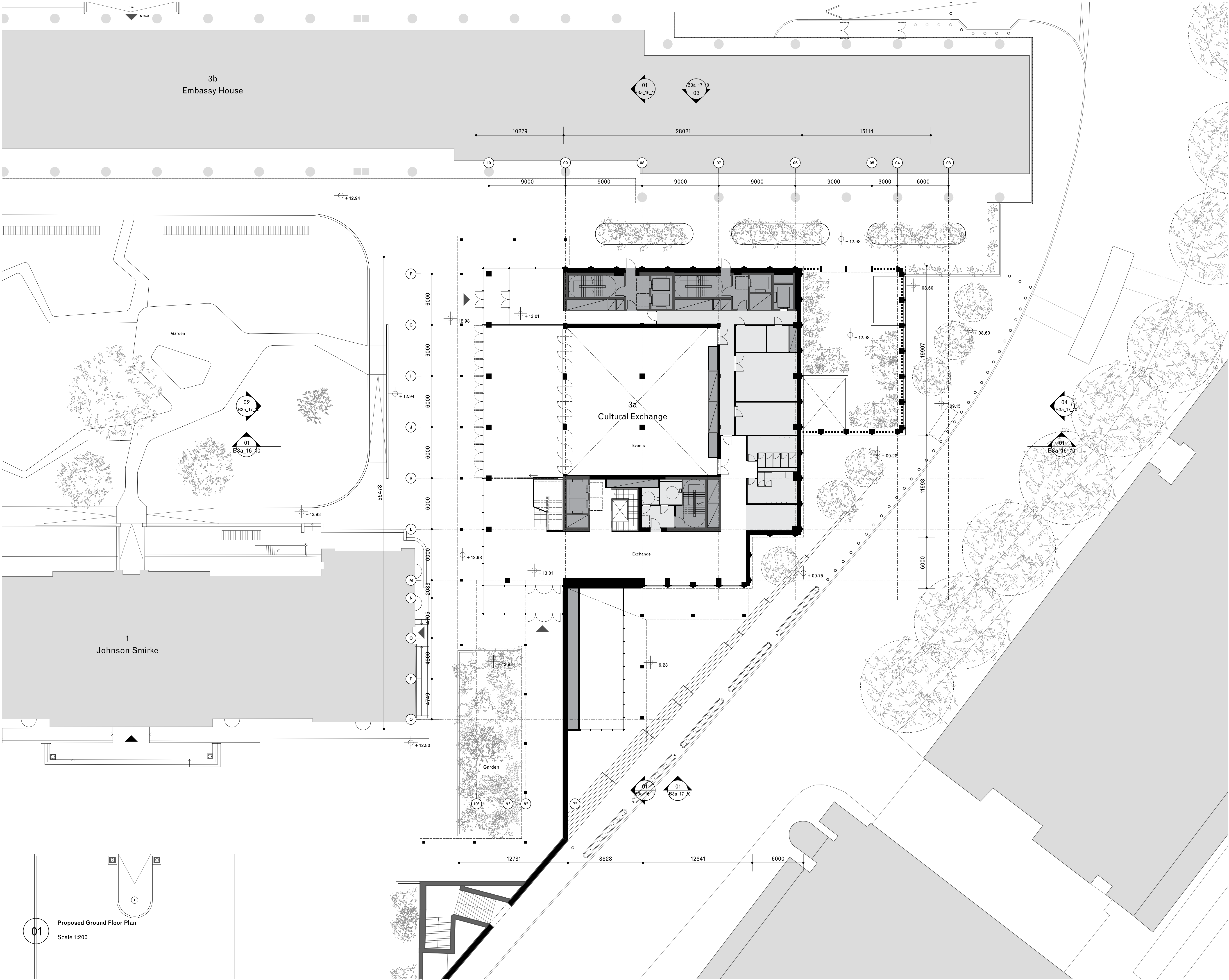
© David Chipperfield Architects Ltd.

Planning (addendum)

Drawing name	Drawing number
Proposed basement plan Cultural Exchange building	B3a_11_09

Date	16/05/2024	Revision
Scale / Format	1:200 / A1	01
Drawn / Checked	ACa / GLA / OU	Planning
Approved	BB	
CAD Reference	1510_A_B3A_11_09.dgn	



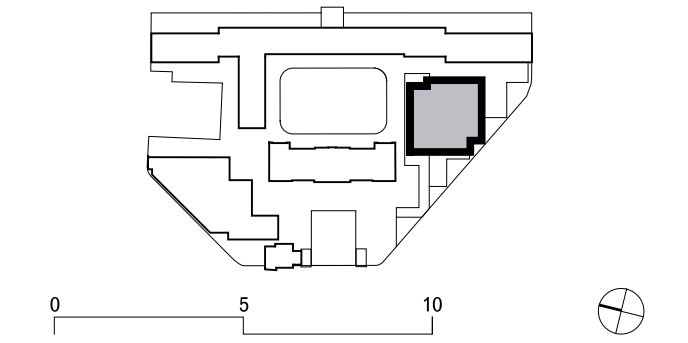


General notes:

Do not scale from drawings.  
Errors to be reported immediately to the Architect.  
To be read in conjunction with all relevant Architects',  
Services and Structural Engineers' drawings.  
All existing site, tree and building information has been compiled  
from different sources.  
All dimensions to be checked on site.

Existing  
Proposed

01	20/08/2023	Planning (addendum 3)	MY	GLa
Rev.	Date	Description	Drawn	Check



David Chipperfield Architects

C/O Fora, 9 Dallington Street  
London EC1V 0LN  
T +44 20 7600 4500  
www.davidchipperfield.com

Project  
**Royal Mint Court**

Project number  
**1510**

Client  
**Chinese Embassy in the UK**

Planning (addendum)

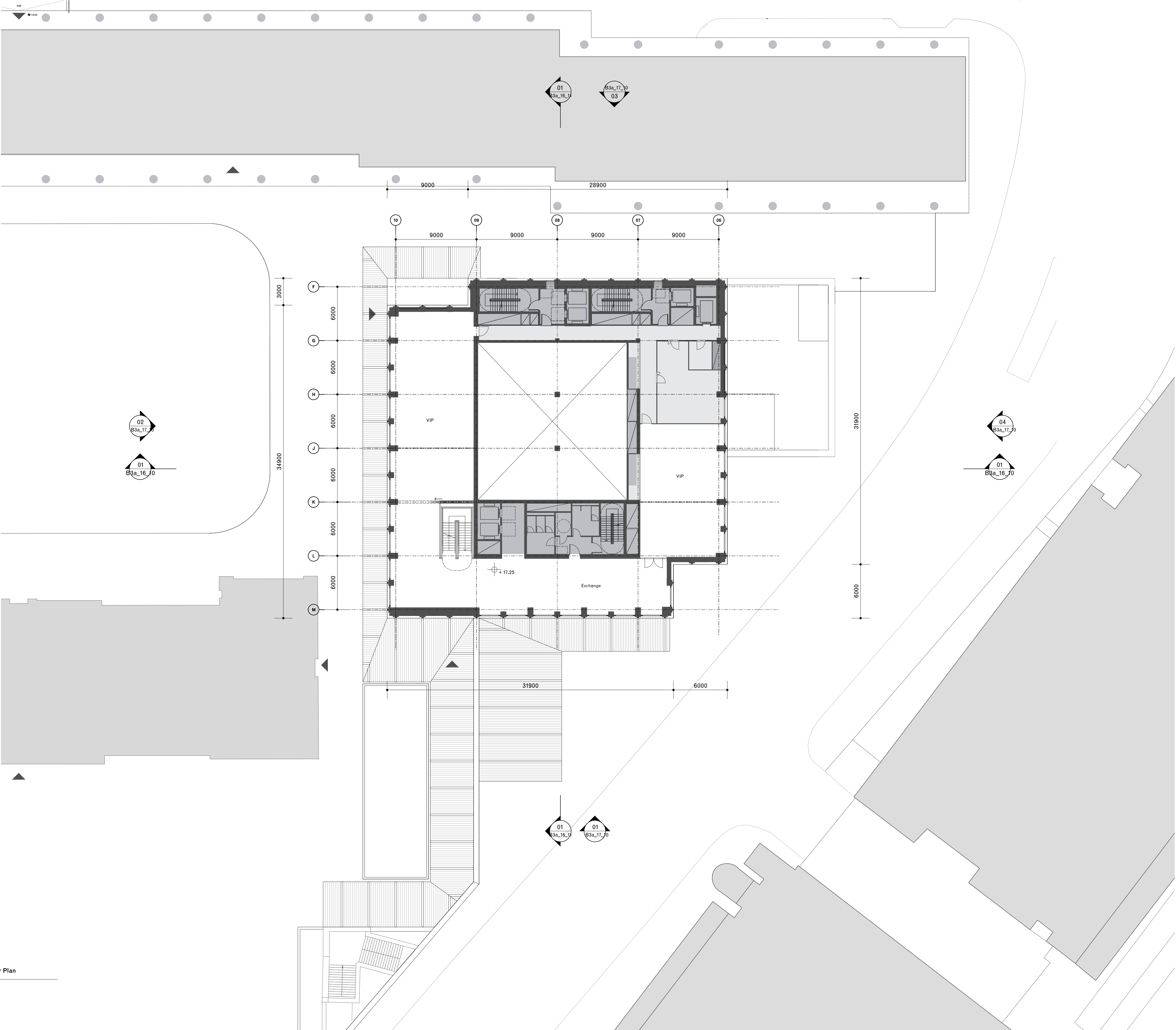
Drawing name  
**Proposed ground floor plan  
Cultural Exchange building**

Drawing number  
**B3a\_11\_10**

Date	16/05/2024	Revision
Scale / Format	1:200 / A1	<b>01</b>
Drawn / Checked	JPa / GLa / OU	Planning
Approved	BB	
CAD Reference	1510_A_B3A_11_10.dgn	

01  
Proposed Ground Floor Plan  
Scale 1:200

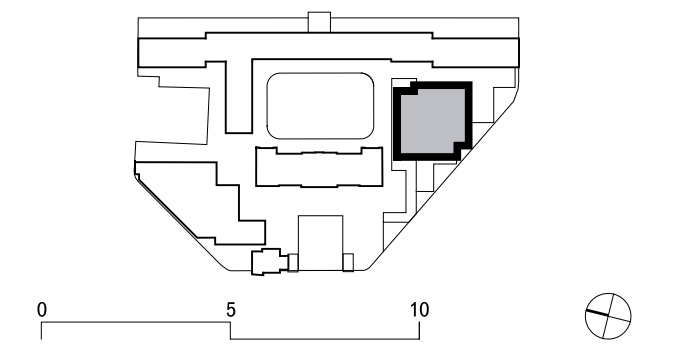




General notes:  
Do not scale from drawings.  
Errors to be reported immediately to the Architect.  
To be read in conjunction with all relevant Architects',  
Services and Structural Engineers' drawings.  
All existing site, tree and building information has been compiled  
from different sources.  
All dimensions to be checked on site.

Existing  
Proposed

Rev.	Date	Description	MY	GLA
01	20/08/2023	Planning (addendum 3)	MY	GLA



David Chipperfield Architects

C/O Fora, 9 Dallington Street  
London EC1V 6LN  
T +44 20 7600 4500  
www.davidchipperfield.com

Project  
**Royal Mint Court**

Project number  
**1510**

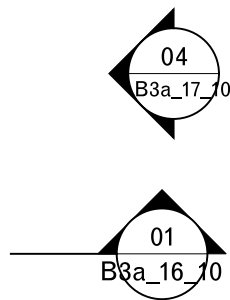
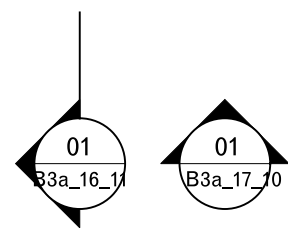
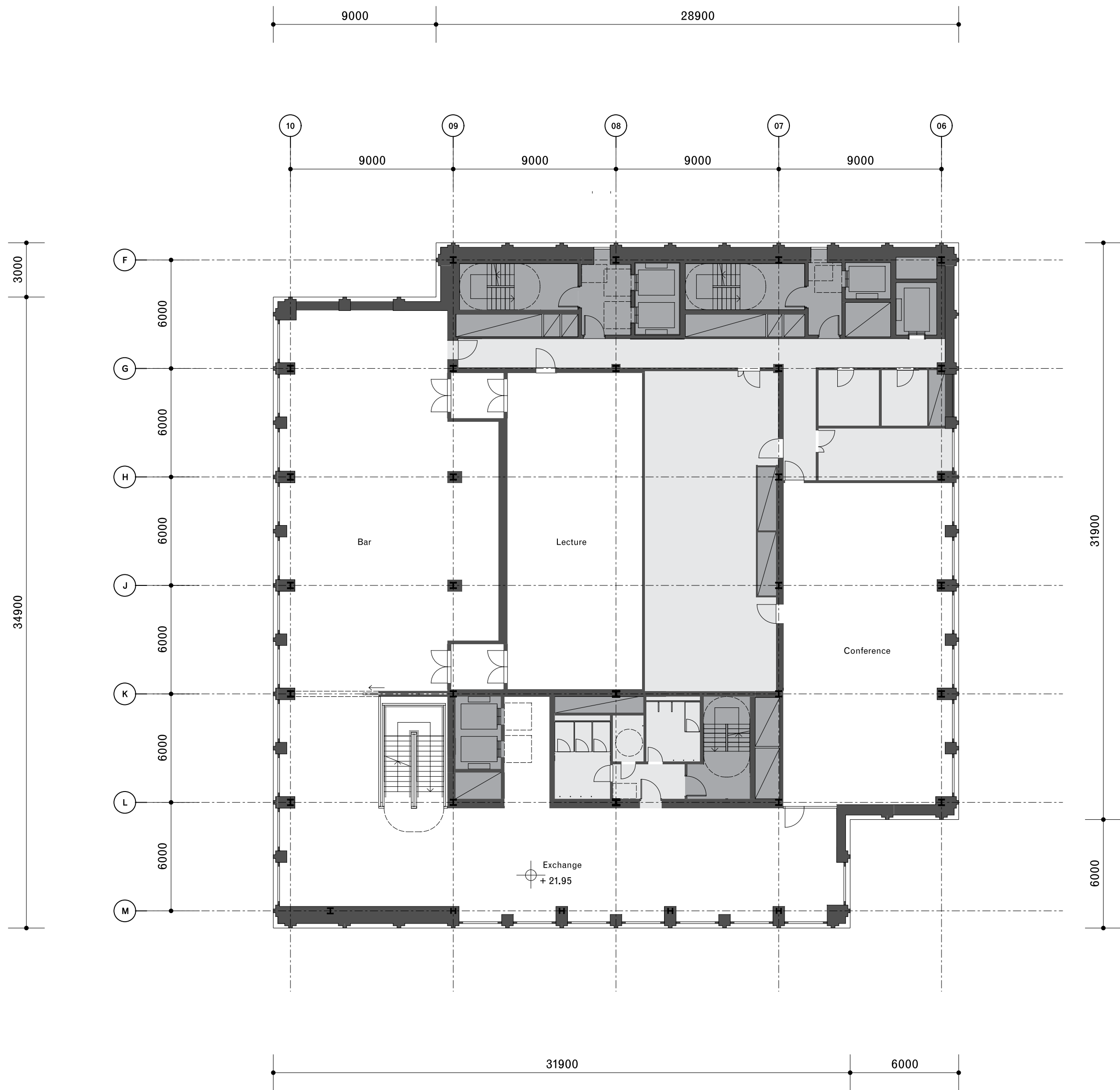
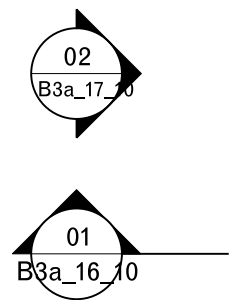
Client  
**Chinese Embassy in the UK**

© David Chipperfield Architects Ltd.  
**Planning (addendum)**

Drawing name  
**Proposed first floor plan  
Cultural Exchange building**

Drawing number  
**B3a\_11\_11**

Date	16/05/2024	Revision
Scale / Format	1:200 / A1	<b>01</b>
Drawn / Checked	JPa / GLA / OU	Planning
Approved	BB	
CAD Reference	1510_A_B3A_11_11.dgn	

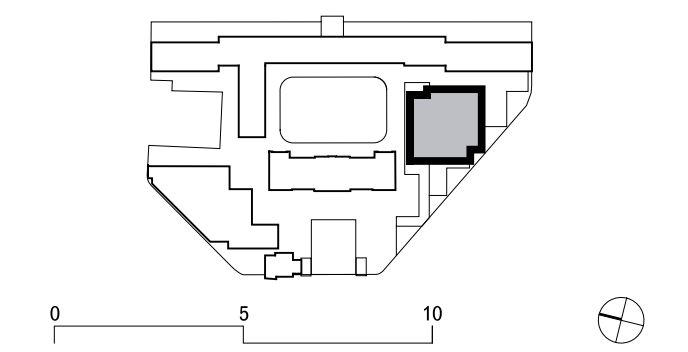


General notes:

Do not scale from drawings.  
Errors to be reported immediately to the Architect.  
To be read in conjunction with all relevant Architects',  
Services and Structural Engineers' drawings.  
All existing site, tree and building information has been compiled  
from different sources.  
All dimensions to be checked on site.

Existing  
Proposed

01	20/08/2023	Planning (addendum 3)	MY	GLA
Rev.	Date	Description	Drawn	Check



David Chipperfield Architects

C/O Foru, 9 Dallington Street  
London EC1V 6LN  
T +44 20 7600 4500  
www.davidchipperfield.com

Project  
**Royal Mint Court**

Project number  
**1510**

Client  
**Chinese Embassy in the UK**

© David Chipperfield Architects Ltd.

Planning (addendum)

Drawing name  
**Proposed second floor plan**

Drawing number  
**B3a\_11\_12**

Date  
**16/05/2024**

Scale / Format  
**1:200 / A1**

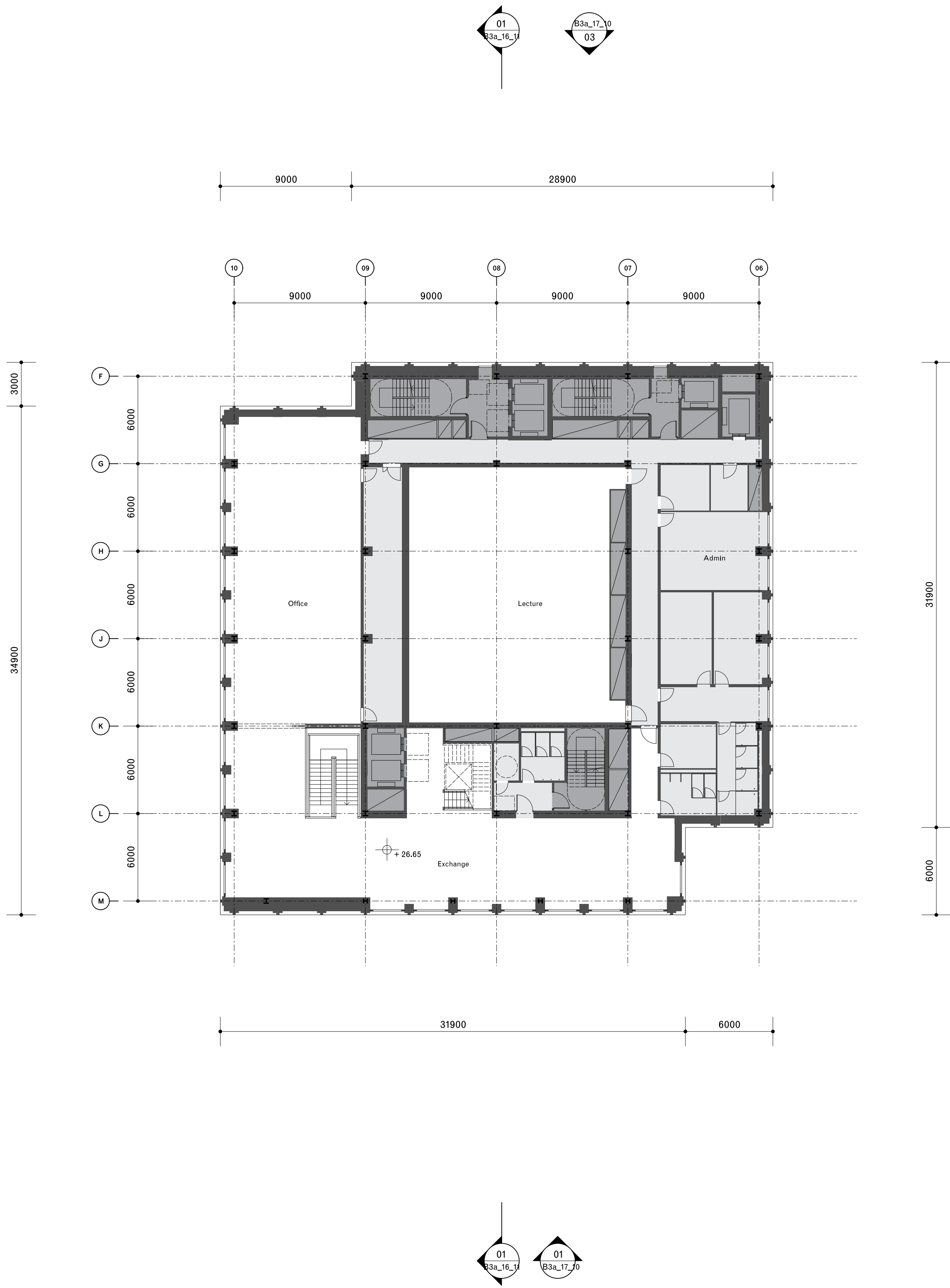
Drawn / Checked  
**JPa / GLA / OU**

Approved  
**BB**

CAD Reference  
**1510\_A\_B3A\_11\_12.dgn**

Revision  
**01**

Planning

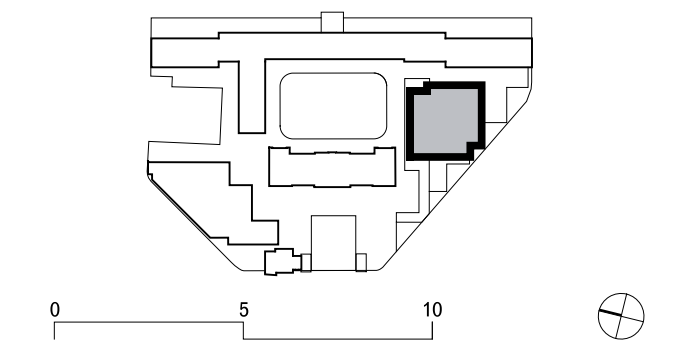


General notes:

Do not scale from drawings.  
Errors to be reported immediately to the Architect.  
To be read in conjunction with all relevant Architects',  
Services and Structural Engineers' drawings.  
All existing site, tree and building information has been compiled  
from different sources.  
All dimensions to be checked on site.

Existing  
Proposed

01	20/08/2023	Planning (addendum 3)	MY	GLa
Rev.	Date	Description	Drawn	Check



David Chipperfield Architects

C/O Fora, 9 Dallington Street  
London EC1V 6LN  
T +44 20 7600 4500  
www.davidchipperfield.com

Project  
**Royal Mint Court**

Project number  
**1510**

Client  
**Chinese Embassy in the UK**

© David Chipperfield Architects Ltd.

Planning (addendum)

Drawing name  
**Proposed third floor plan**

Drawing number  
**B3a\_11\_13**

Date  
16/05/2024

Scale / Format  
1:200 / A1

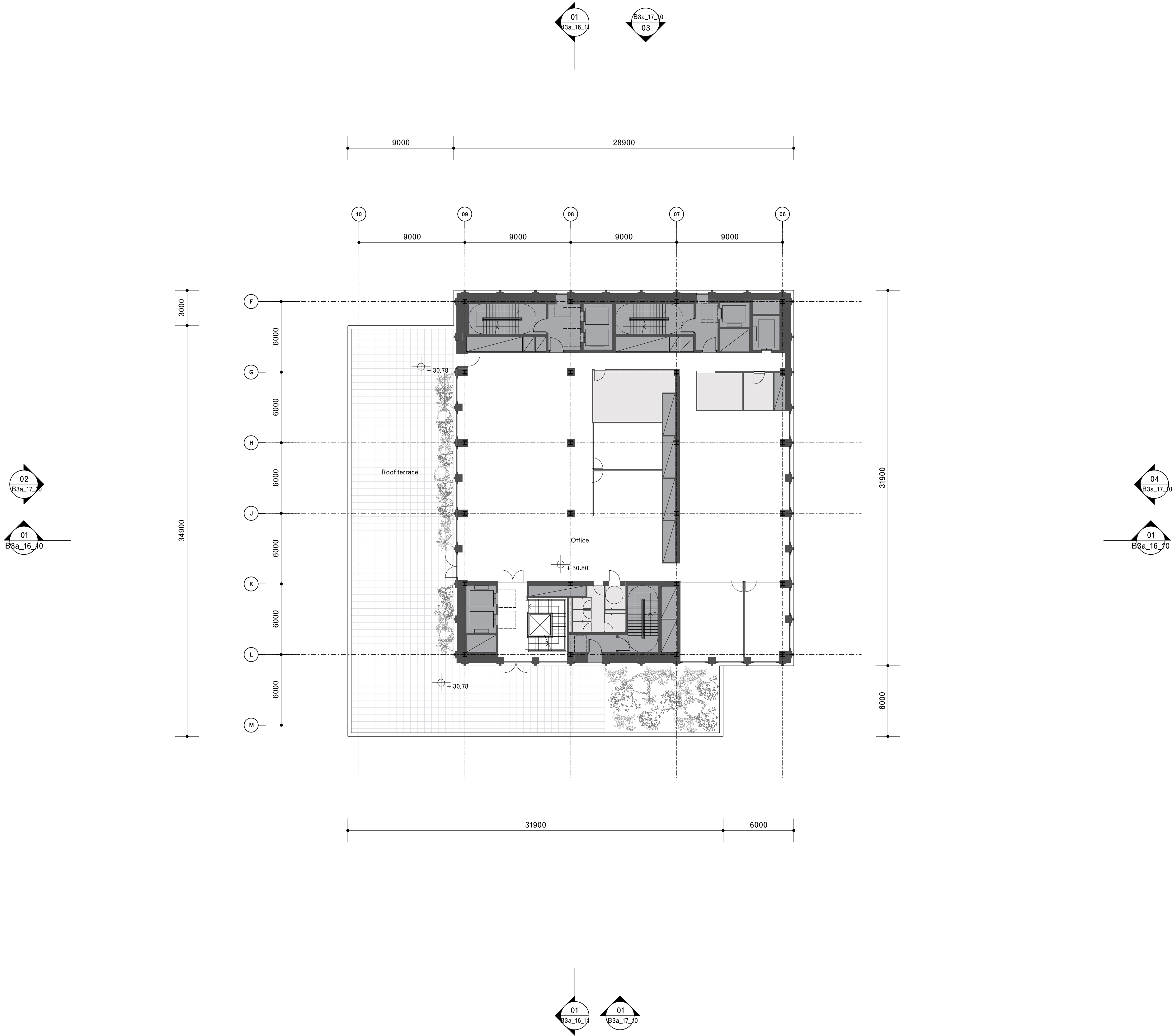
Drawn / Checked  
JPa / GLa

Approved  
BB

CAD Reference  
1510\_A\_B3A\_11\_13.dgn

Revision  
**01**

Planning

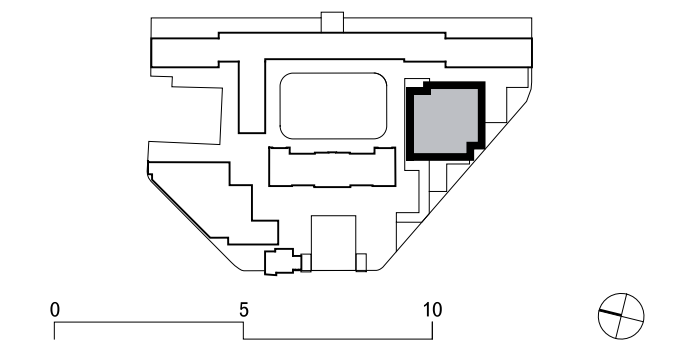


General notes:

Do not scale from drawings.  
Errors to be reported immediately to the Architect.  
To be read in conjunction with all relevant Architects',  
Services and Structural Engineers' drawings.  
All existing site, tree and building information has been compiled  
from different sources.  
All dimensions to be checked on site.

Existing  
Proposed

01	20/08/2023	Planning (addendum 3)	MY	GLa
Rev.	Date	Description	Drawn	Check



David Chipperfield Architects

C/O Foru, 9 Dallington Street  
London EC1V 0LN  
T +44 20 7620 4500  
www.davidchipperfield.com

Project  
**Royal Mint Court**

Project number  
**1510**

Client  
**Chinese Embassy in the UK**

© David Chipperfield Architects Ltd.

Planning (addendum)

Drawing name  
**Proposed fourth floor plan**

Drawing number  
**B3a\_11\_14**

Date  
**16/05/2024**

Scale / Format  
**1:200 / A1**

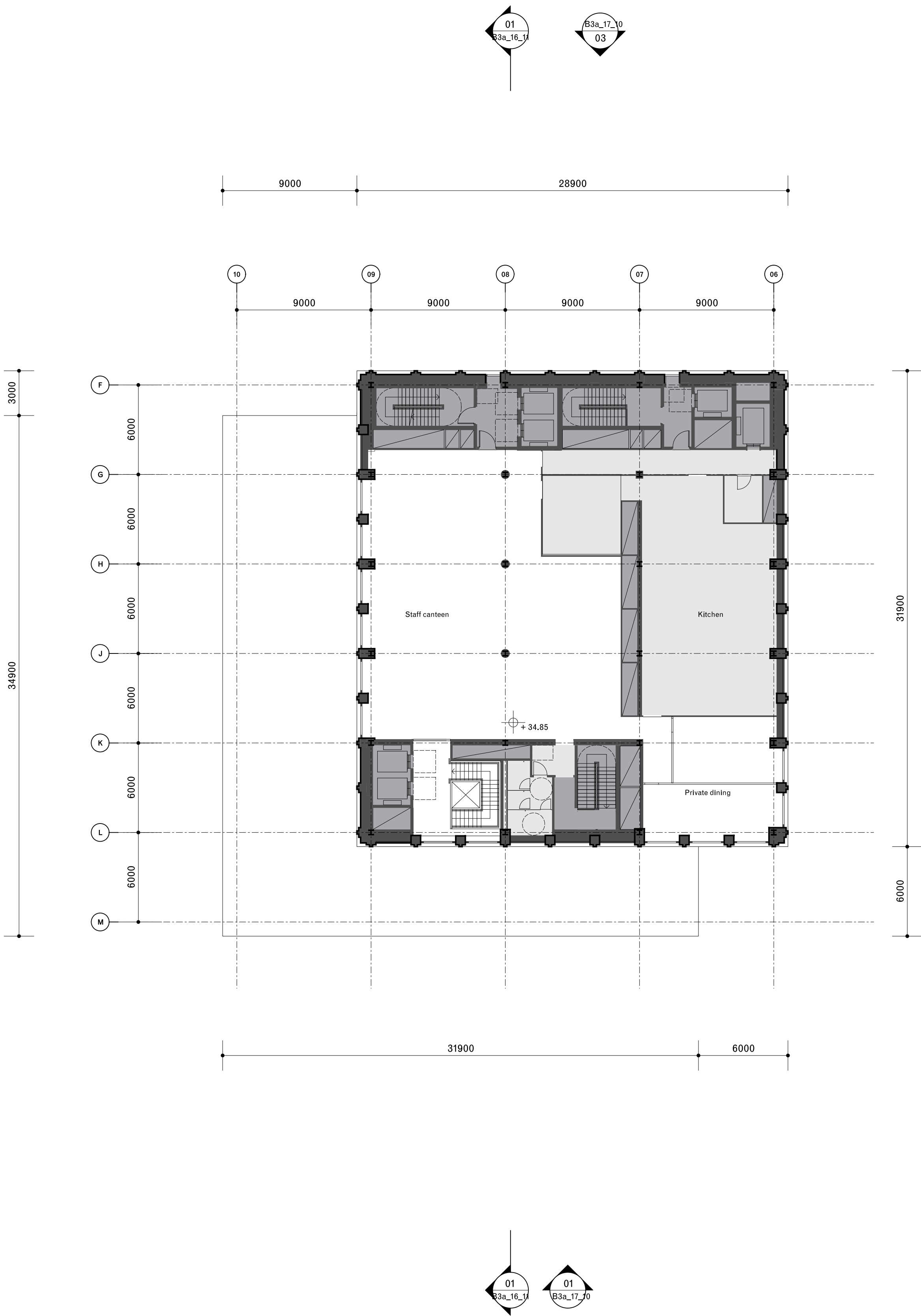
Drawn / Checked  
**JPa / GLa / OU**

Approved  
**BB**

CAD Reference  
**1510\_A\_B3A\_11\_14.dgn**

Revision  
**01**

Planning

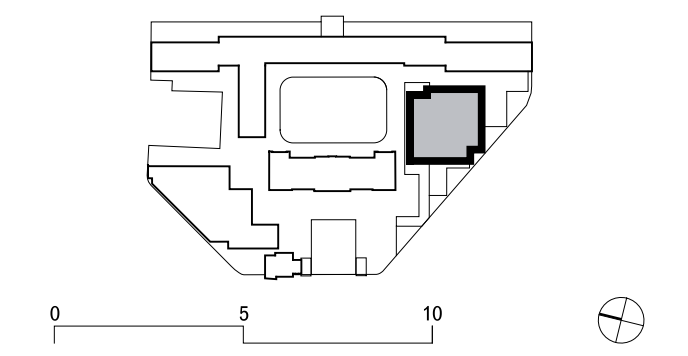


General notes:

Do not scale from drawings.  
Errors to be reported immediately to the Architect.  
To be read in conjunction with all relevant Architects',  
Services and Structural Engineers' drawings.  
All existing site, tree and building information has been compiled  
from different sources.  
All dimensions to be checked on site.

Existing  
Proposed

01	20/08/2023	Planning (addendum 3)	MY	GLa
Rev.	Date	Description	Drawn	Check



David Chipperfield Architects

C/O Foru, 9 Dallington Street  
London EC1V 9LN  
T +44 20 7620 4500  
www.davidchipperfield.com

Project  
**Royal Mint Court**

Project number  
**1510**

Client  
**Chinese Embassy in the UK**

© David Chipperfield Architects Ltd.

Planning (addendum)

Drawing name  
**Proposed fifth floor plan**

Drawing number  
**B3a\_11\_15**

Date  
**16/05/2024**

Scale / Format  
**1:200 / A1**

Drawn / Checked  
**JPa / GLa / OU**

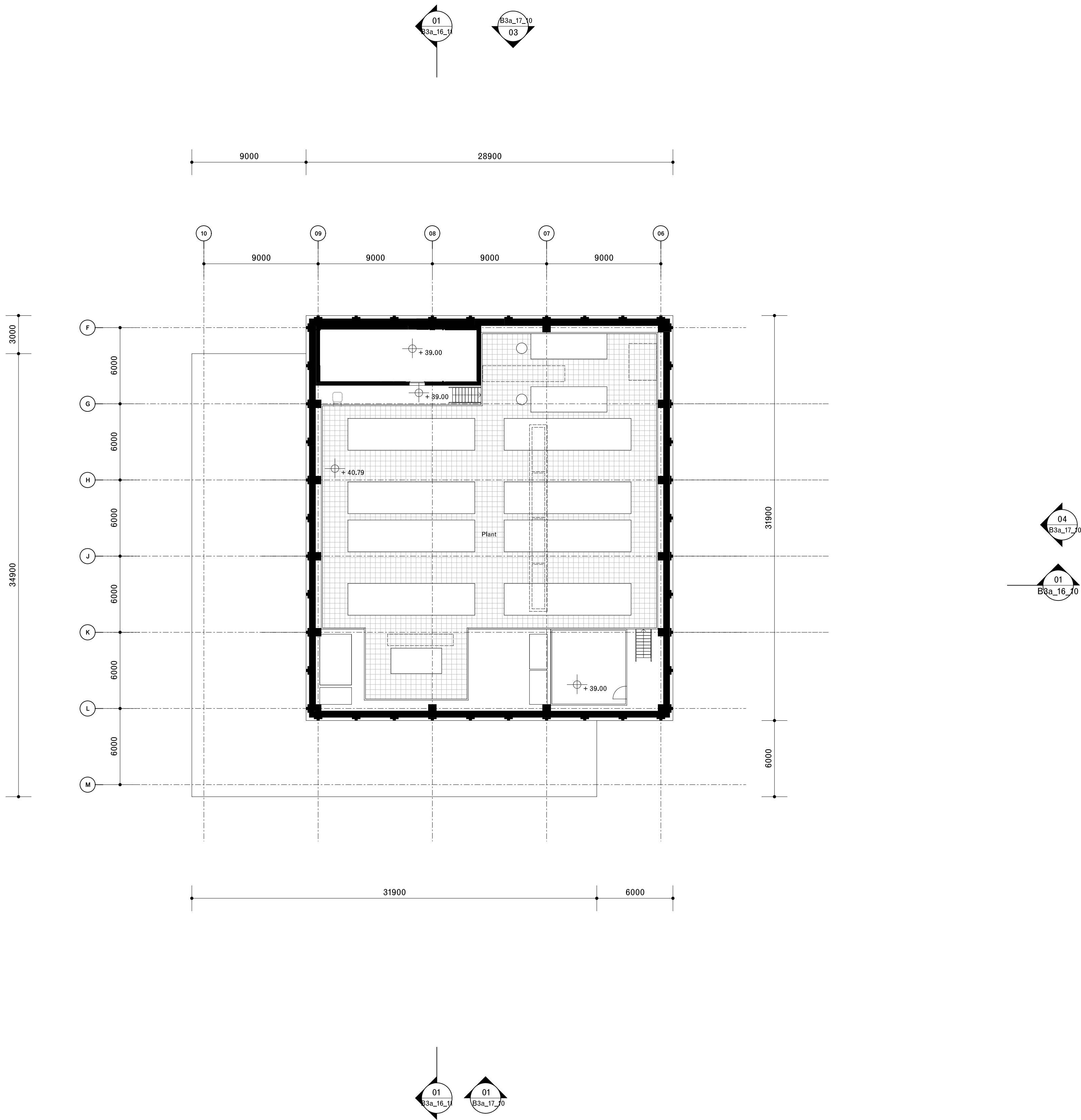
Approved  
**BB**

CAD Reference  
**1510\_A\_B3A\_11\_15.dgn**

Revision  
**01**

Planning



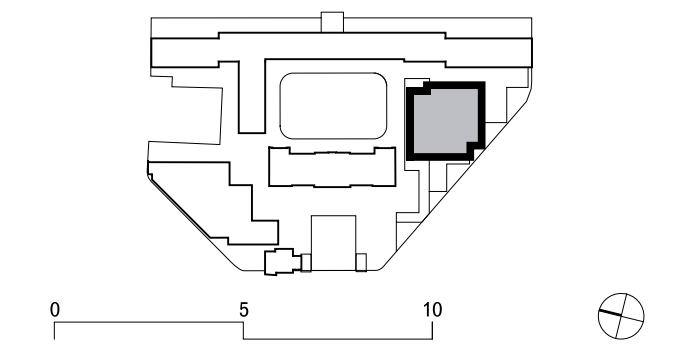


General notes:

Do not scale from drawings.  
Errors to be reported immediately to the Architect.  
To be read in conjunction with all relevant Architects',  
Services and Structural Engineers' drawings.  
All existing site, tree and building information has been compiled  
from different sources.  
All dimensions to be checked on site.

Existing  
Proposed

01	20/08/2023	Planning (addendum 3)	MY	GLa
Rev.	Date	Description	Drawn	Check



David Chipperfield Architects

C/O Foru, 9 Dallington Street  
London EC1V 6LN  
T +44 20 7620 4500  
www.davidchipperfield.com

Project  
**Royal Mint Court**

Project number  
**1510**

Client  
**Chinese Embassy in the UK**

© David Chipperfield Architects Ltd.

Planning (addendum)

Drawing name  
**Proposed sixth floor plan**

Drawing number  
**B3a\_11\_16**

Date  
**16/05/2024**

Scale / Format  
**1:200 / A1**

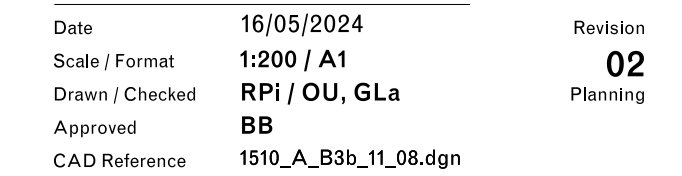
Drawn / Checked  
**JPa / GLa / OU**

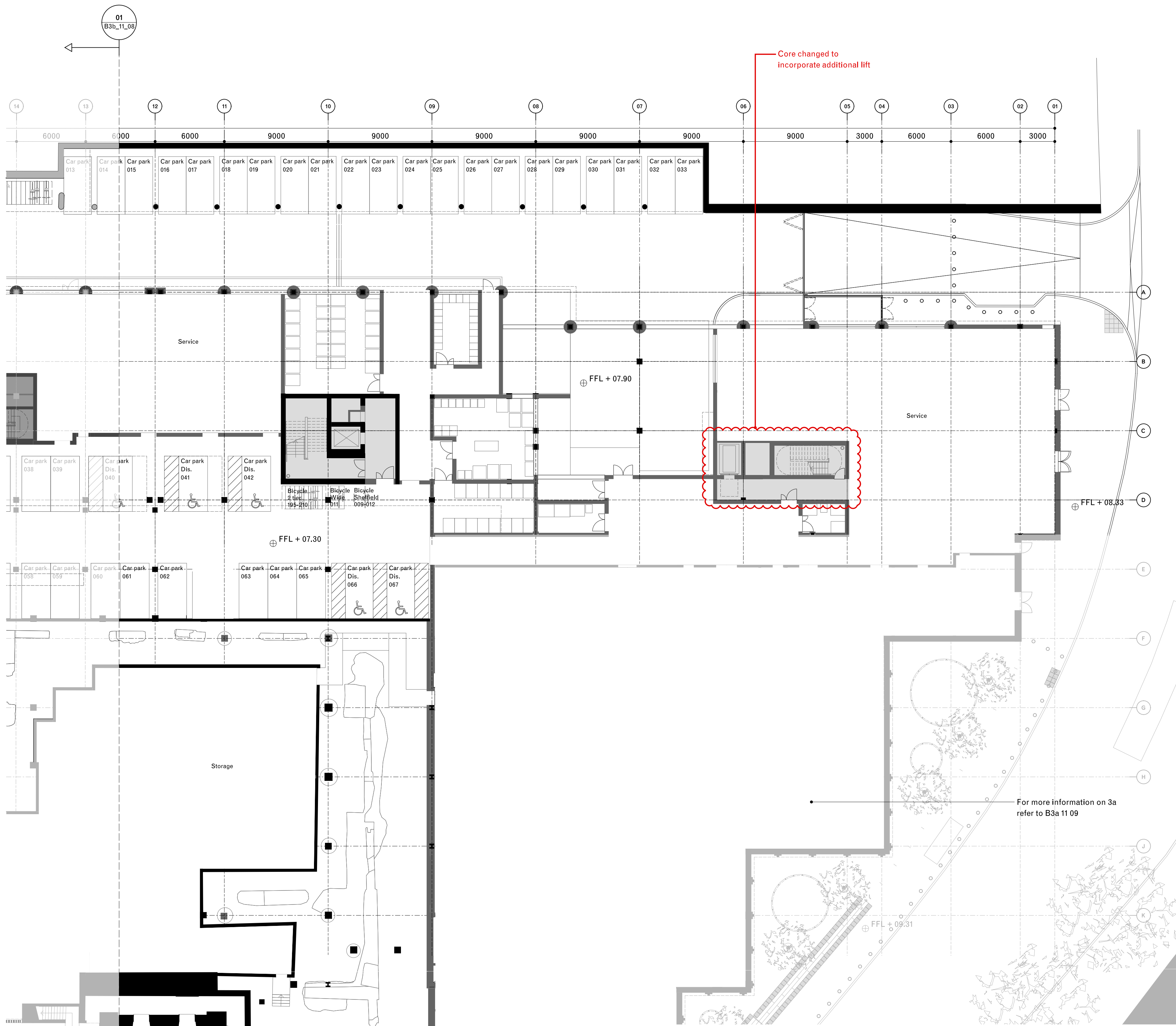
Approved  
**BB**

CAD Reference  
**1510\_A\_B3A\_11\_16.dgn**

Revision  
**01**

Planning



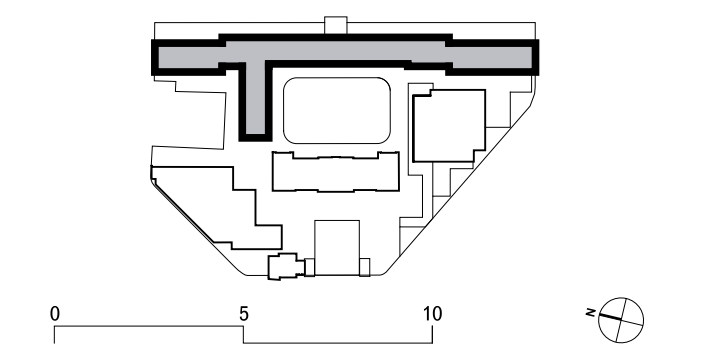


Note:  
Red line shows amendments made to the original 2021 application to ensure compliance with updated legislation, including the Building Safety Act 2022 and BS9991:2024, as presented at the Planning Inquiry.

General notes:  
Do not scale from drawings.  
Errors to be reported immediately to the Architect.  
To be read in conjunction with all relevant Architects', Services and Structural Engineers' drawings.  
All existing site, tree and building information has been compiled from different sources.  
All dimensions to be checked on site.

Existing  
Proposed

02	20/08/2023	Planning (addendum 3)	MY	GLA
01	15/11/2024	Planning (addendum)	YZ	GLA
Rev.	Date	Description	Drawn	Check



David Chipperfield Architects

C/O Fora, 9 Dallington Street  
London EC1V 6LN  
T +44 20 7620 4500  
www.davidchipperfield.com

Project  
**Royal Mint Court**

Project number  
**1510**

Client  
**Chinese Embassy in the UK**

© David Chipperfield Architects Ltd.  
**Planning (addendum)**

Drawing name  
**Proposed basement plan Embassy House**

Drawing number  
**B3b\_11\_09**

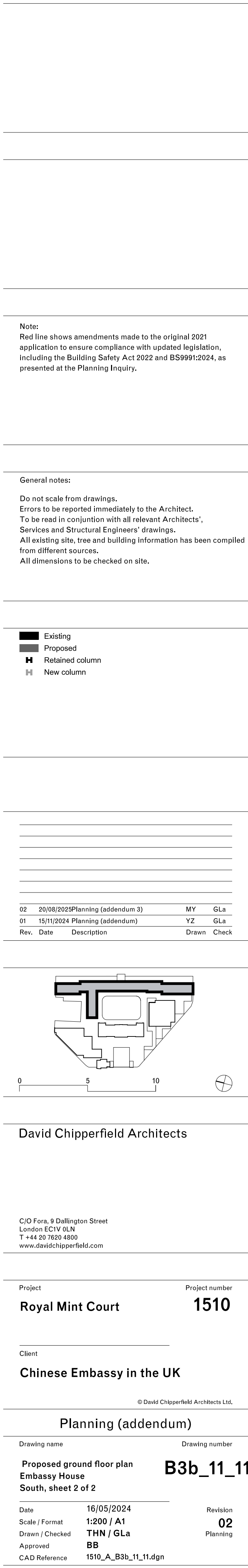
South, sheet 2 of 2

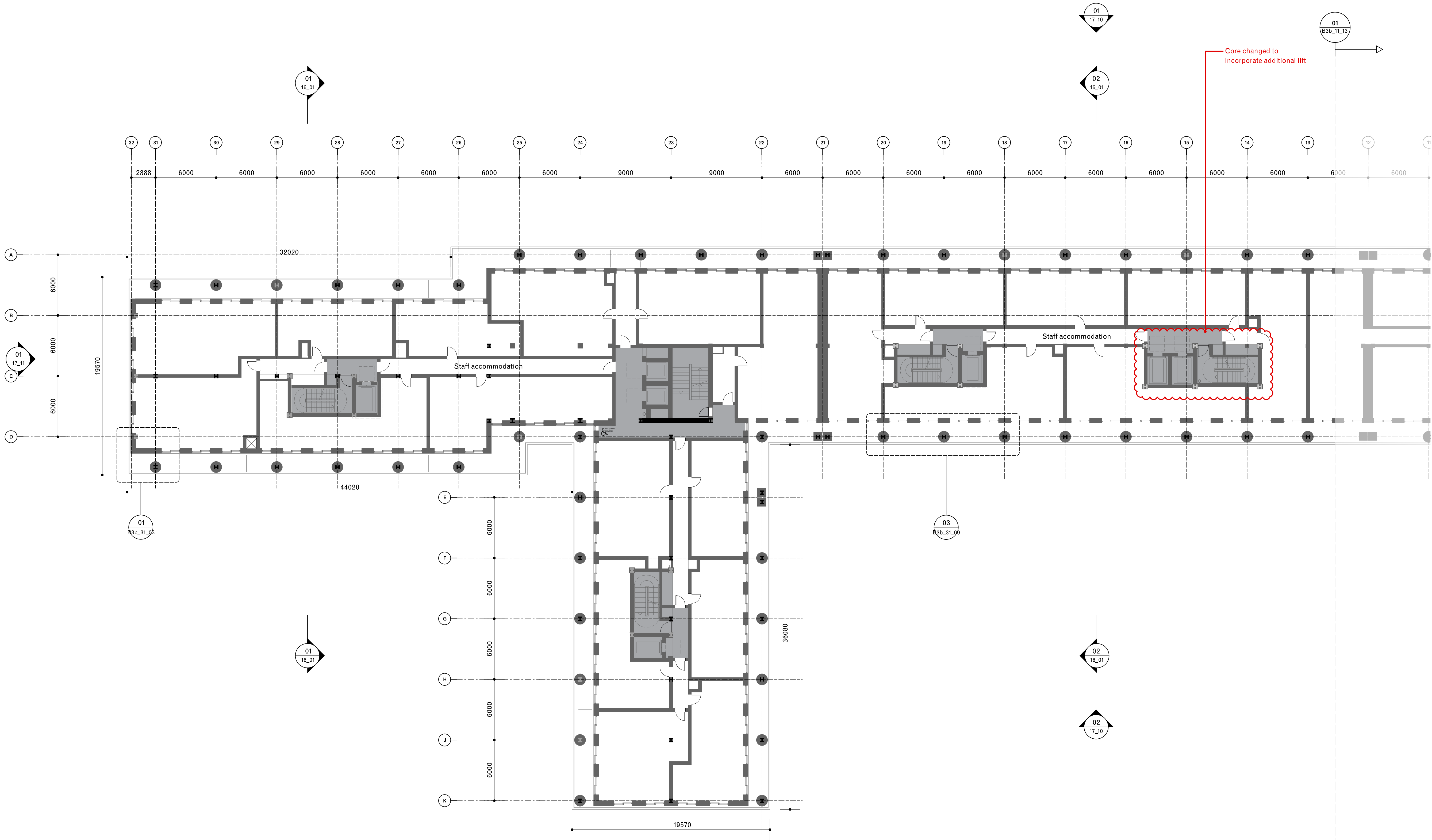
Date	16/05/2024	Revision
Scale / Format	1:200 / A1	<b>02</b>
Drawn / Checked	RPI / OU, GLA	Planning
Approved	BB	
CAD Reference	1510_A_B3b_11_09.dgn	





Date	16/05/2024	Revision
Scale / Format	1:200 / A1	02
Drawn / Checked	THN / OU, GLa	Planning
Approved	BB	
CAD Reference	1510_A-B3b_11_10.dgn	





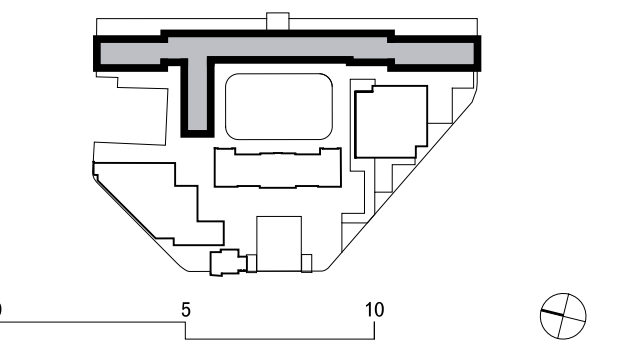
01  
Proposed First Floor Plan, North  
Scale 1:200

Note:  
Red line shows amendments made to the original 2021 application to ensure compliance with updated legislation, including the Building Safety Act 2022 and BS9991:2024, as presented at the Planning Inquiry.

General notes:  
Do not scale from drawings.  
Errors to be reported immediately to the Architect.  
To be read in conjunction with all relevant Architects', Services and Structural Engineers' drawings.  
All existing site, tree and building information has been compiled from different sources.  
All dimensions to be checked on site.

Existing  
Proposed  
Retained column  
New column

02	20/08/2023	Planning (addendum 3)	MY	GLA
01	15/11/2024	Planning (addendum)	YZ	GLA
Rev.	Date	Description	Drawn	Check



David Chipperfield Architects

C/O Fora, 9 Dallington Street  
London EC1V 6LN  
T +44 20 7620 4500  
www.davidchipperfield.com

Project  
**Royal Mint Court**  
Client  
**Chinese Embassy in the UK**

Project number  
**1510**

Planning (addendum)

Drawing name  
Proposed first floor plan  
Embassy House  
North, sheet 1 of 2

Drawing number  
**B3b\_11\_12**

Date	16/05/2024	Revision
Scale / Format	1:200 / A1	<b>02</b>
Drawn / Checked	THN / OU, GLA	Planning
Approved	BB	
CAD Reference	1510_A_B3b_11_12.dgn	