

---

## ENGLAND

### Flycapture Results

### April 2007 to March 2008

---

Flycapture is the national database of fly-tipping incidents and enforcement action that was set up by Defra, the Environment Agency and the Local Government Association to record the incidents and cost of illegally dumped waste dealt with by local authorities (LAs).

#### Explanation of the data:

- *This report is based on the returns made to the Flycapture database by local authorities in England from April 2007 to March 2008.<sup>1</sup>*
- *Liverpool City Council<sup>2</sup> (LCC) reported large numbers of small, household waste fly-tips in 2006/07 which has now reduced due to standardisation of recording with other Authorities. 2006-07 and 2007-08 incident data for LCC have been excluded from some charts to reflect this.*

#### National Headlines

**343 of the 354** LAs in England (97%) entered twelve separate monthly returns to the Flycapture database between April 2007 and March 2008 and **350** authorities (99%) submitted at least 10 monthly returns in this period. This represents an **increase for the fourth consecutive year** and reinforces the successful uptake and use of the database as a management information source.

The headline results are based on the actual returns supplied by **353** English authorities:

- Local Authorities in England report that they had dealt with **1.28 million incidents** of fly-tipping. Excluding data from Liverpool City Council authorities reported **1.24 million incidents** - a **7.5% decrease** from 2006-07.
- **11%** of all fly-tips recorded involved **single black bags**. **50%** of all recorded fly-tips occurred on the **highway**.
- **54%** of all fly-tips were recorded as being in the **car boot** or **small van load** size category.

---

<sup>1</sup> Changes were made to Local Authority reporting methodology relating to the size and unit cost of each fly-tip at the start of the 05-06 reporting period. Therefore a direct comparison to 05-06 data cannot be made in all cases.

<sup>2</sup> Liverpool City Council previously accounted for almost half of all total incidents reported in England this has now fallen, mostly due to a standardisation of recording methodology with other authorities.

- **60%** of fly-tips dealt with by local authorities involved **household waste** (recorded under the two Flycapture categories of household black bags and other household waste). This is approximately the same as 2006-07.
- **88%** of fly-tipping takes place in predominantly urban authorities where **63%** of people in England live.<sup>3</sup>
- **52%** of all fly-tipping occurred within the **86 most deprived areas**<sup>4</sup> compared with **77%** in 2006-07. Once LCC data are excluded the percentage of incidents in deprived areas is largely unchanged over time, decreasing to **50%** in 2007/8 compared with **53%** in 2006-07.
- The estimated cost of clearance of illegally dumped waste reported by local authorities in this period was **£73.8 million**. **48%** of this cost was due to clearing fly-tips equal to a small van and transit van size loads of waste.
- Once figures for LCC are excluded the number of enforcement actions increased by **26%** over 2006-07.
- It is estimated that local authorities spent **£16.8 million** on enforcement action against fly-tipping in 2007-08.
- The number of inspections carried out by local authorities to check for compliance with the waste duty of care<sup>5</sup> has increased from 25,745 in 2006-07 to 39,485 in 2007-08.
- **1,871** prosecutions were carried out in 2007-08, of which **95%** achieved a successful outcome<sup>6</sup>. These figures remain the same when LCC data are excluded.

---

<sup>3</sup> Based on the Defra Local Authority Classification of Rural Definitions: <http://www.defra.gov.uk/rural/ruralstats/rural-definition.htm>

<sup>4</sup> These are the 86 authorities that benefit from Neighbourhood Renewal Fund resources: <http://www.neighbourhood.gov.uk/page.asp?id=612>

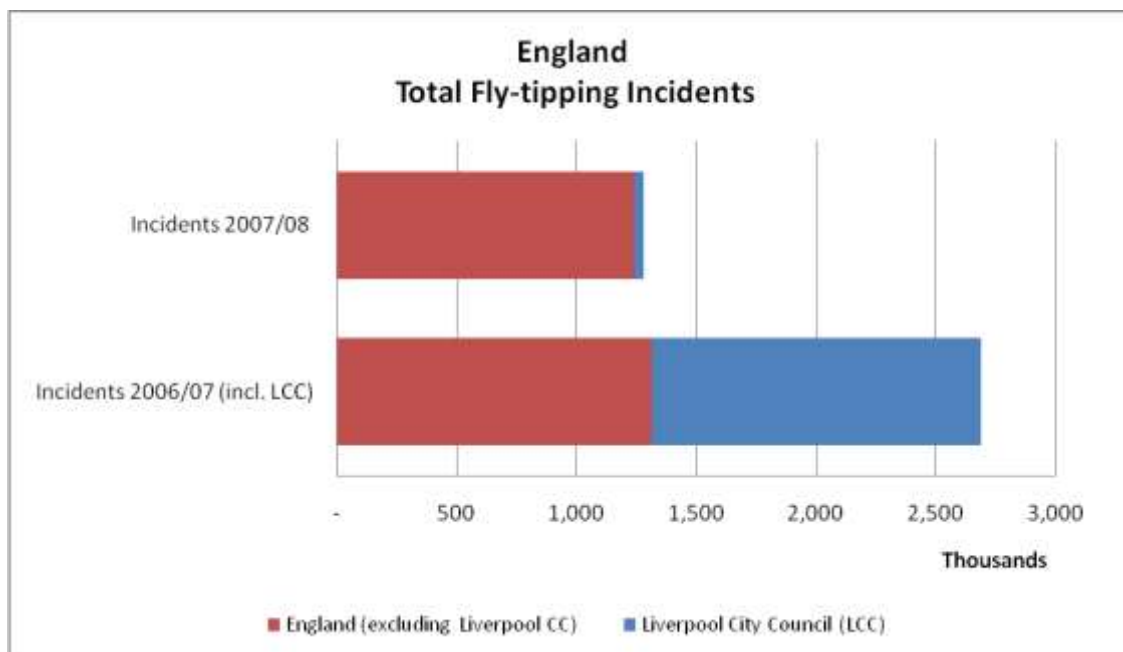
<sup>5</sup> For more information see the Defra leaflet on Waste Duty of Care: <http://www.defra.gov.uk/environment/waste/legislation/pdf/dutyofcare-summary.pdf>

<sup>6</sup> Successful outcomes include: conditional discharge; community service; fine; custodial sentence; and other successful outcomes.

## National Incidents

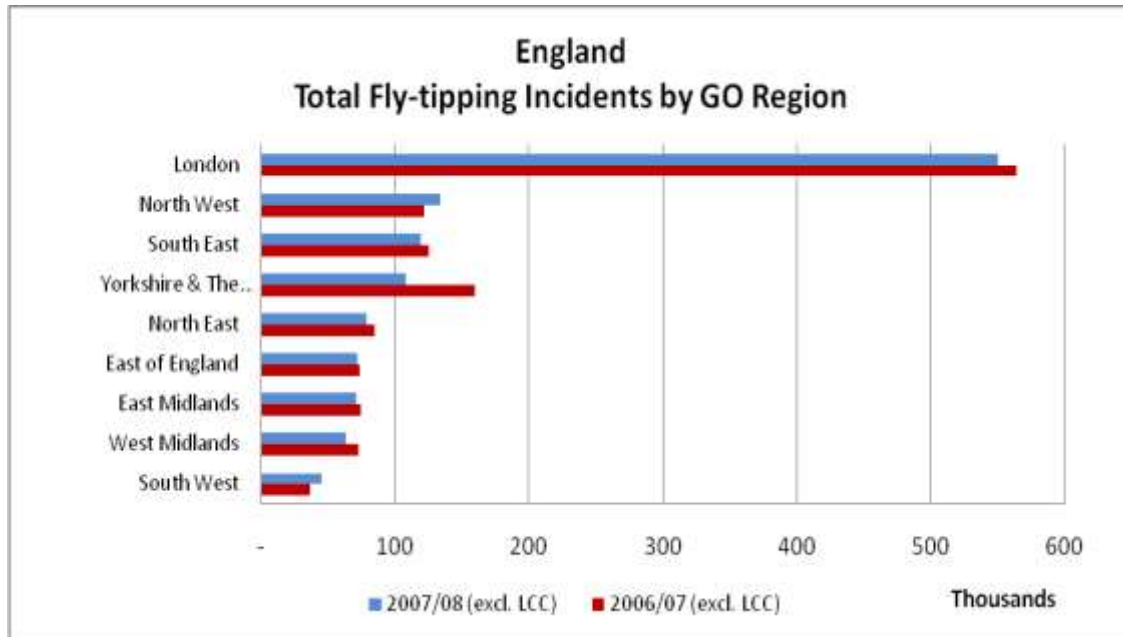
The tables below show **total** figures and have been produced taking into account the actual number of returns made by each individual LA during the period.

Local Authorities in England reported that they had dealt with **1.28 million incidents** of fly-tipping. This represents a **52% decrease** from 2006-07 and is mostly due to the standardisation of LCC's recording methodology with other Authorities.

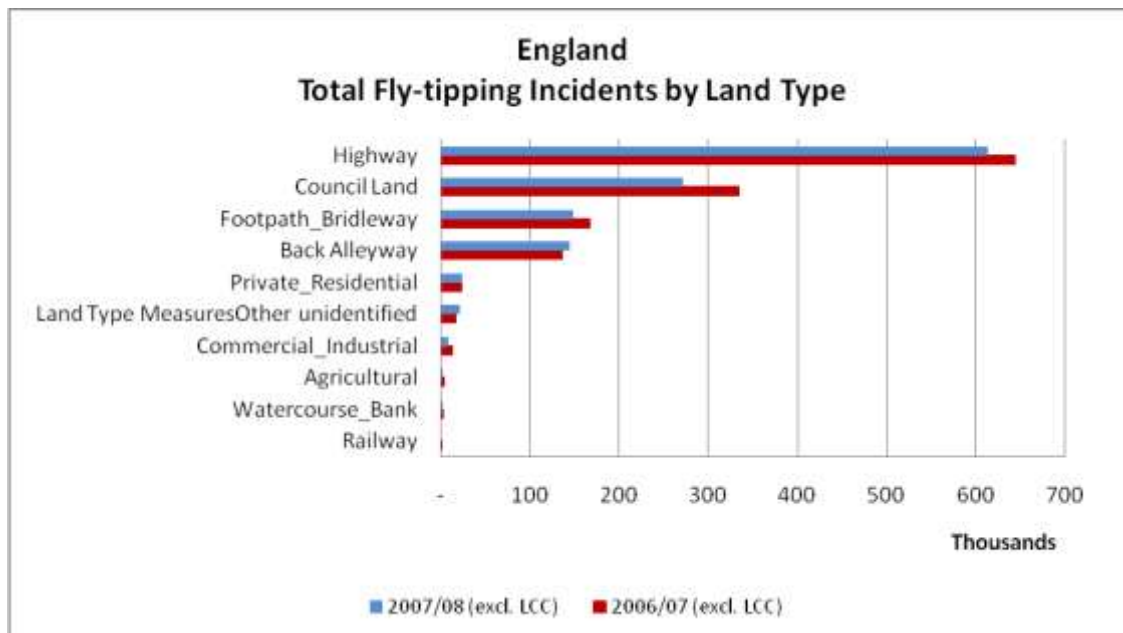


Once LCC data are excluded, authorities reported **1.24 million incidents** - a **7.5% decrease** from 2006-07.

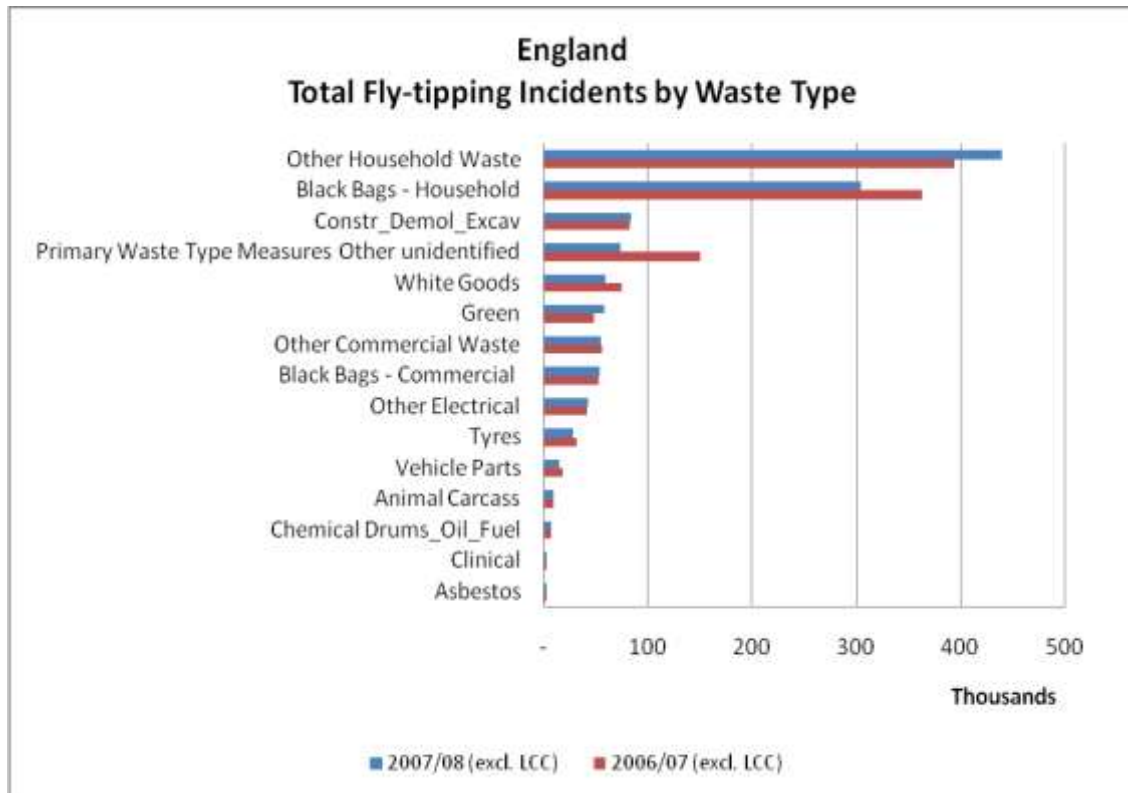
The **London** Government Office region reports the highest number of fly-tipping incidents in 2007/08 whilst the **South West** region recorded the fewest number of incidents.



It is estimated that **50%** of all fly-tips in 2007-08 occurred on the Highway.

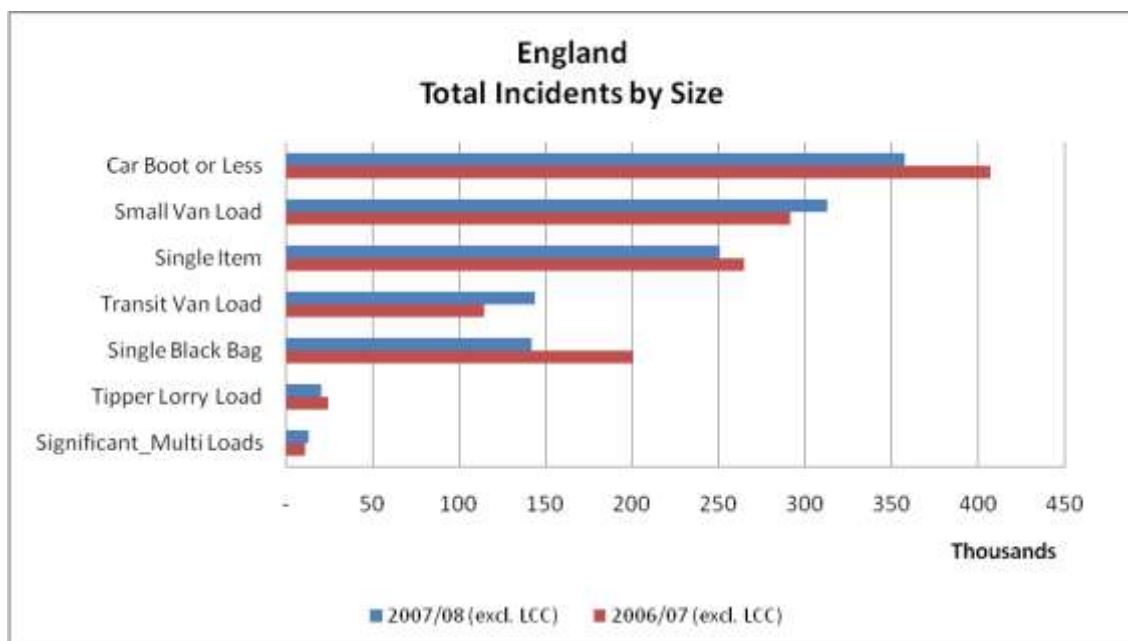


**60%** of fly-tips dealt with by local authorities in 2007-08 were classified as **household waste**, (recorded under the two Flycapture categories of household black bags and other household waste).



Once LCC's data are excluded this becomes **56%**.

The most common size of fly-tips occur within the 'car boot or less' category



This remains the same when LCC's data are excluded.

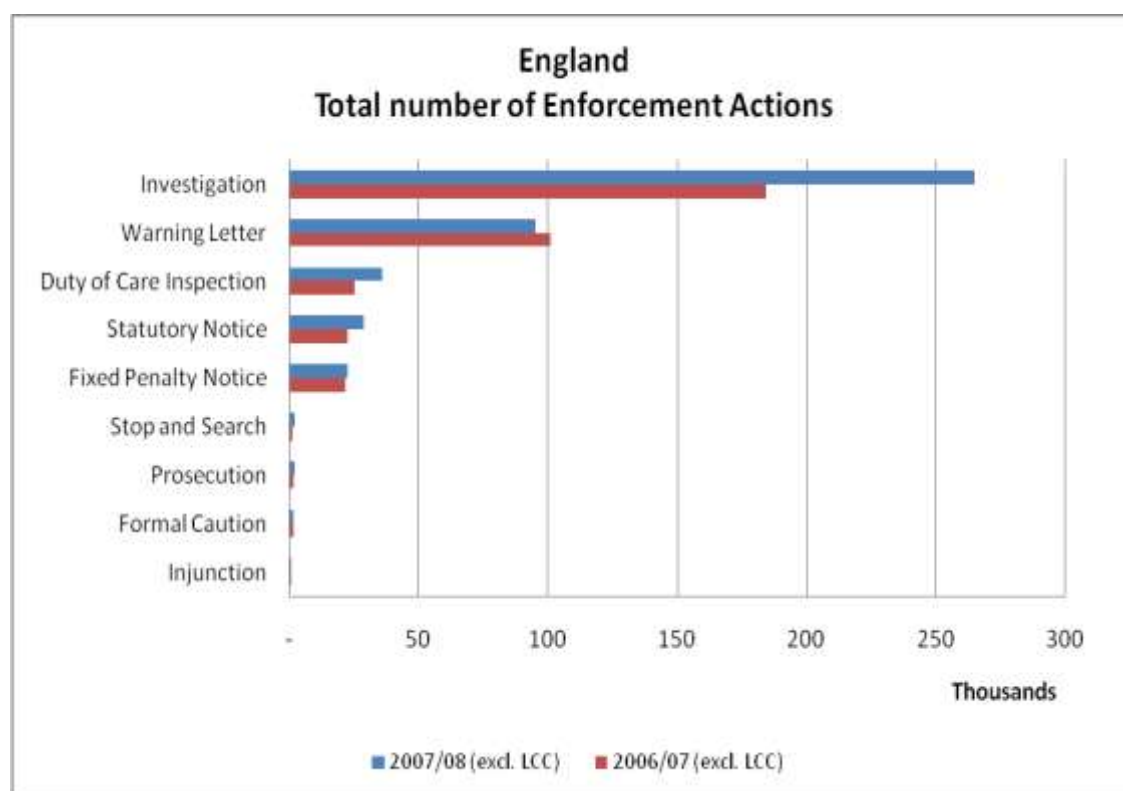
## Cost of Fly-tipping

The estimated cost of clearance of illegally dumped waste reported by local authorities in this period was **£73.8 million**.

Once LCC's costs are excluded the estimated cost of clearance in this period reduces to **£62 million**. Excluding LCC's totals this costs each local authority in England an average of **£14,680** per month.

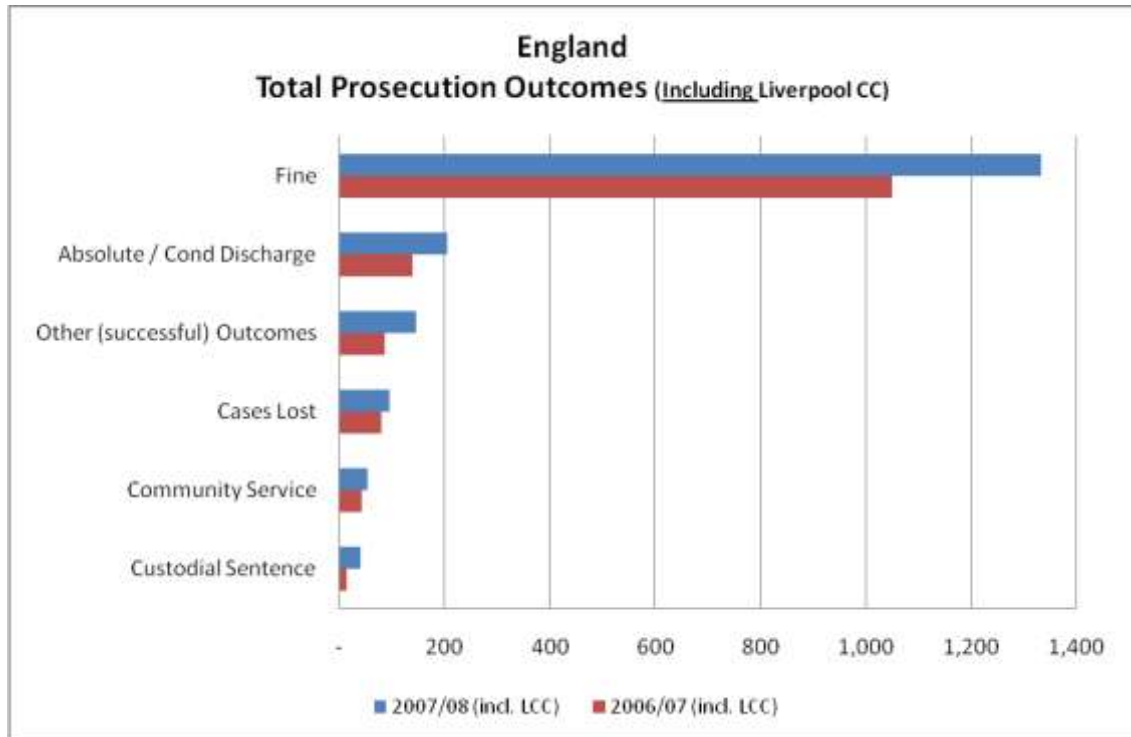
## Actions taken against Fly-tipping in England

Once LCC's data are excluded, local authorities increased their enforcement actions in 2007-08 by **26%** over 2006-07.



It is estimated that local authorities spent **£16.8 million** on enforcement action against fly-tipping in 2007-08. Once LCC's data are excluded, this figure is **£15.8 million**.

Local authorities carried out **1,871** prosecutions in 2007-08, of which **95%** achieved a successful outcome<sup>7</sup>.



<sup>7</sup> Successful outcomes include: conditional discharge; community service; fine; custodial sentence; and other successful outcomes.