

NHS Immunisation Statistics

England

2006-07

Main Findings

- Uptake of MMR vaccine by 2 years of age was reported as 85% and has increased across every region in England. This is an increase over the reported uptake of 84% for the 2005-06 cohort ⁽¹⁾
- Uptake of vaccines by 2 years of age against diphtheria, tetanus, polio, pertussis, haemophilus influenzae type b and meningitis C was around 93%, with very little change to those reported for the 2005-06 cohort ⁽¹⁾
- There were 172,000 BCG vaccinations in 2006-07
- A slight decrease in the number of people aged 65 and over immunised against influenza from 75% in 2005-06 to 74% in 2006-07

⁽¹⁾ Data on childhood immunisation should be treated with some caution as small movements could be partly due to data issues in London where uptake rates are lower than elsewhere in the country. See section on Data Quality

| Contents | Page |
|--------------------------------------|-------------|
| Introduction | 4 |
| Data Quality | 4 |
| Changes to this Report | 5 |
| Analysis and Commentary | 5 |
| Definitions | 7 |
| Table conventions | 7 |
| Editorial notes | 7 |
| Index to tables | |
| Tables | |
| Annex A - KC50 form | |
| Annex B - KC50 guidance | |
| Annex C - COVER data collection form | |

Figure 1: Percentage of children immunised against DTaP/IPV/Hib by their 2nd birthday, by Primary Care Trust 2006-07

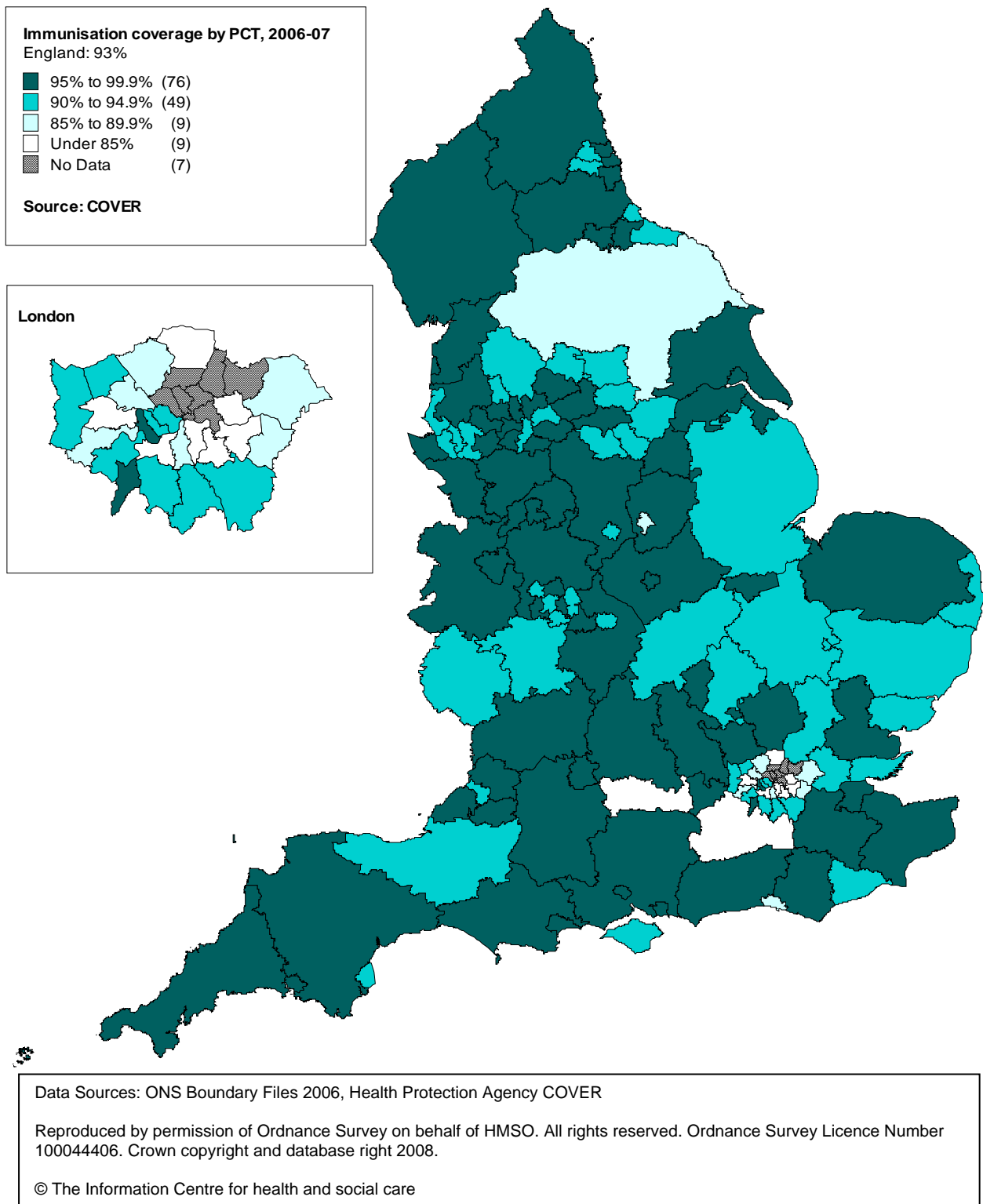
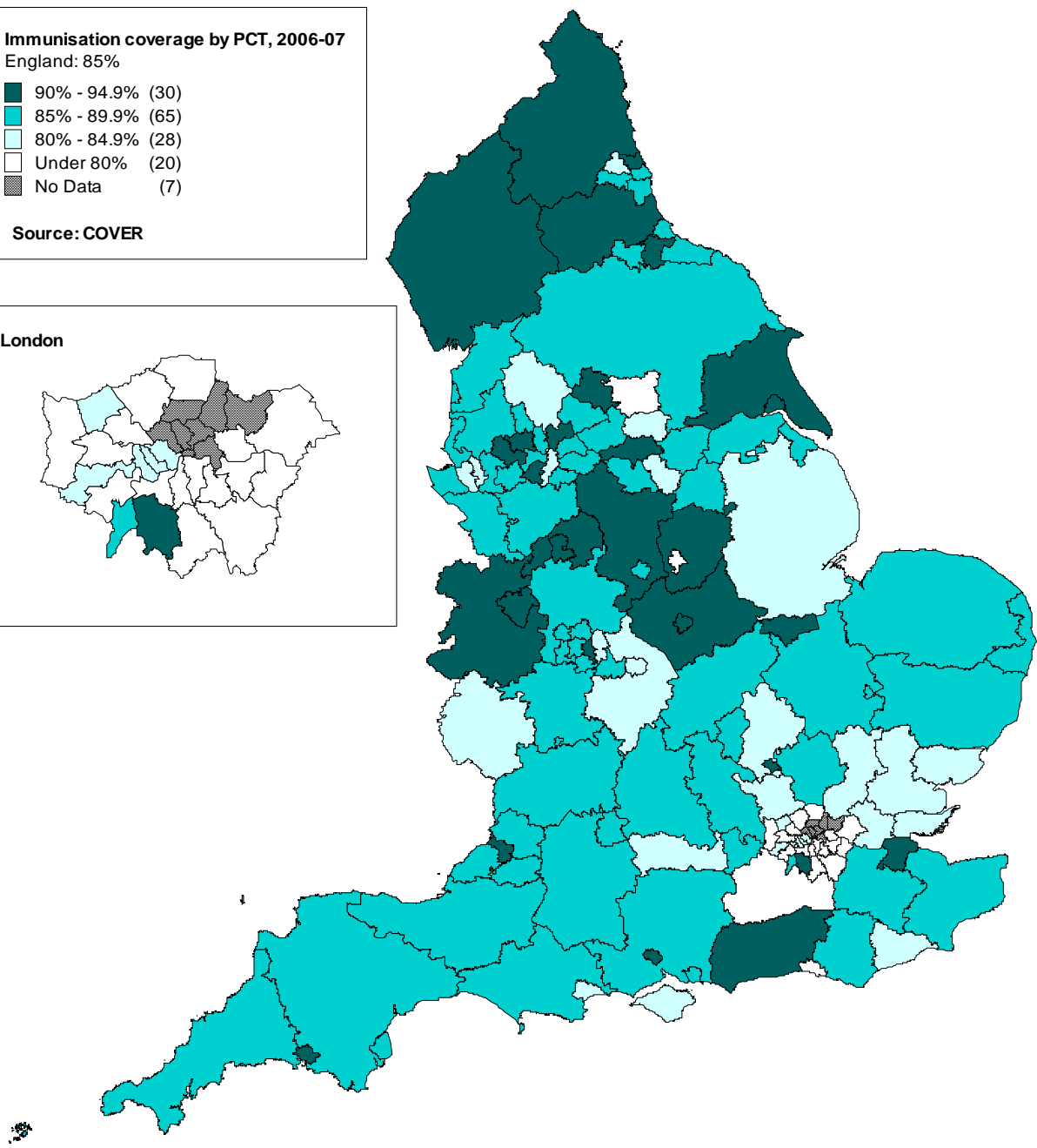
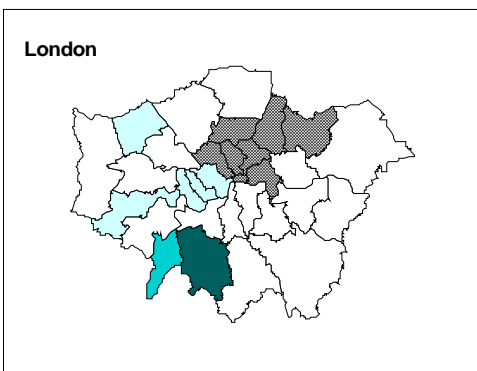


Figure 2: Percentage of children immunised against MMR by their 2nd birthday, by Primary Care Trust 2006-07

Immunisation coverage by PCT, 2006-07
 England: 85%

| | |
|-------------|------|
| 90% - 94.9% | (30) |
| 85% - 89.9% | (65) |
| 80% - 84.9% | (28) |
| Under 80% | (20) |
| No Data | (7) |

Source: COVER



Data Sources: ONS Boundary Files 2006, Health Protection Agency COVER

Reproduced by permission of Ordnance Survey on behalf of HMSO. All rights reserved. Ordnance Survey Licence Number 100044406. Crown copyright and database right 2008.

© The Information Centre for health and social care

INTRODUCTION

The information in this bulletin, about immunisation statistics in England, comes from:

1) The Health Protection Agency (HPA) Centre for Infections (CfI) for information on:

- Childhood immunisation uptake at ages 1, 2 and 5 collected through the Cover of Vaccination Evaluated Rapidly (COVER) data collection for PCTs
- Persons aged 65 and over immunised against influenza for all PCTs

2) The Information Centre (IC) for information about the BCG programme and reinforcing doses on the KC50 return from known providers of immunisation services.

Current recommendations by the World Health Organisation (WHO) are that at least 95% of children receive three primary doses of diphtheria, tetanus, polio and pertussis in the first year of life; that at least 95% receive a first dose of a mumps containing vaccine (e.g. MMR) at age 12-18 months; and that at least 95% receive a measles and rubella vaccine by 2 years of age.

The cohorts evaluated in this report were vaccinated according to the UK immunisation schedule in place until 3 September 2006 (**Table A**). All children should be immunised against diphtheria, tetanus, polio, pertussis (whooping cough), *Haemophilus influenzae* type b (Hib),

meningococcal group C (MenC); and measles, mumps and rubella. A new schedule (see: <http://www.immunisation.nhs.uk/>) which includes pneumococcal vaccine and a Hib/MenC booster has been used from 4 September 2006.

Booster doses for diphtheria, tetanus, polio and pertussis and the second MMR are given to children by school entry age and further reinforcing doses of low dose diphtheria, tetanus and polio are given by school leaving age. (**Table A**)

The BCG vaccination programme is targeted at those individuals who are at greatest risk. The programme identifies and vaccinates babies and older people who are most likely to catch the disease, especially those living in areas with a high rate of TB or whose parents or grandparents were born in a TB high prevalence country.

DATA QUALITY

• COVER data

There have been continuing difficulties in some London PCTs in moving from old child health systems to new systems supplied by the local service provider for the London Cluster.

This I.T. problem in managing childhood immunisation data in London means that, for a second year, there is an incomplete picture for the capital. Previous years' data show that uptake rates in London are lower than in other parts of the country.

Last year nine London PCTs were unable to report any data and this year seven of them were still unable to supply reliable data. It has not been possible to determine the impact of this problem on the immunisation programme.

Their exclusion from the national totals is likely to have a marginal effect but could account for some of the increases in national rates, particularly for last year when they were first excluded.

Consequently any assessment of vaccination uptake levels, particularly over time, need to take into account the incomplete picture in London for the last two years and that its coverage rate tends to be lower than in other regions.

| Vaccine | Age | Notes |
|--|--|---|
| Diphtheria, tetanus, pertussis, polio and Hib (dTaP/IPV/Hib) | 1st dose: 2 months 2nd dose: 3 months 3rd dose: 4 months | } primary course |
| Meningitis C (Men C) | | |
| Measles/mumps/rubella (MMR) | around 13 months | |
| Diphtheria, tetanus, pertussis, and polio (dTaP/IPV or DTaP/IPV) | 3 years and 4 months to 5 years | Booster, 3 years after completion of primary course |
| MMR second dose | | |
| BCG | at or soon after birth, to 'at-risk' infants only | |
| Diphtheria, tetanus and polio (Td/IPV) | 13 to 18 years | Booster |

(Note: The HPA are reporting estimated quarterly COVER data for some of these London PCTs but they are not considered reliable enough for input into annual data. Further work is being carried out by the PCTs to audit the impact of the changes, and to improve data completeness and quality.)

CHANGES TO THIS REPORT

Presentation of data for diphtheria, tetanus, polio, pertussis and Hib for the 12 and 24 month cohorts have been changed to reflect the use of the Pediacel® vaccine ('5 in 1' one vaccine containing DTaP/IPV/Hib) and are reported as one figure.

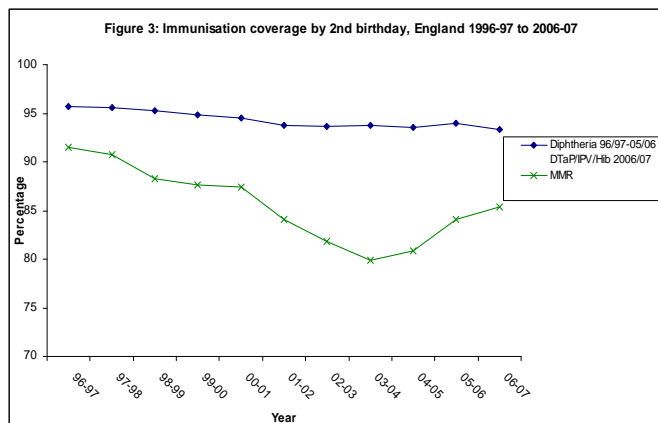
Data for pertussis booster uptake for the 5 year cohort are now reported as part of the diphtheria, tetanus, polio and pertussis booster (DTaP/IPV)

ANALYSIS AND COMMENTARY

Overview

Immunisation uptake for diphtheria, tetanus, polio, pertussis, Hib and MenC for children reaching their second birthday in 2006-07 were all around 93%. These are mature programmes and changes from previous years are small unless otherwise stated. MMR vaccine uptake rose to 85% from 84%.

Immunisation by first and second birthday (Tables 1, 2, 4, 7, 7a, 8 & 8a and Figures 1, 2, 3 & 4)



Diphtheria, Tetanus, Polio, Pertussis and Hib (DTaP/IPV/Hib)

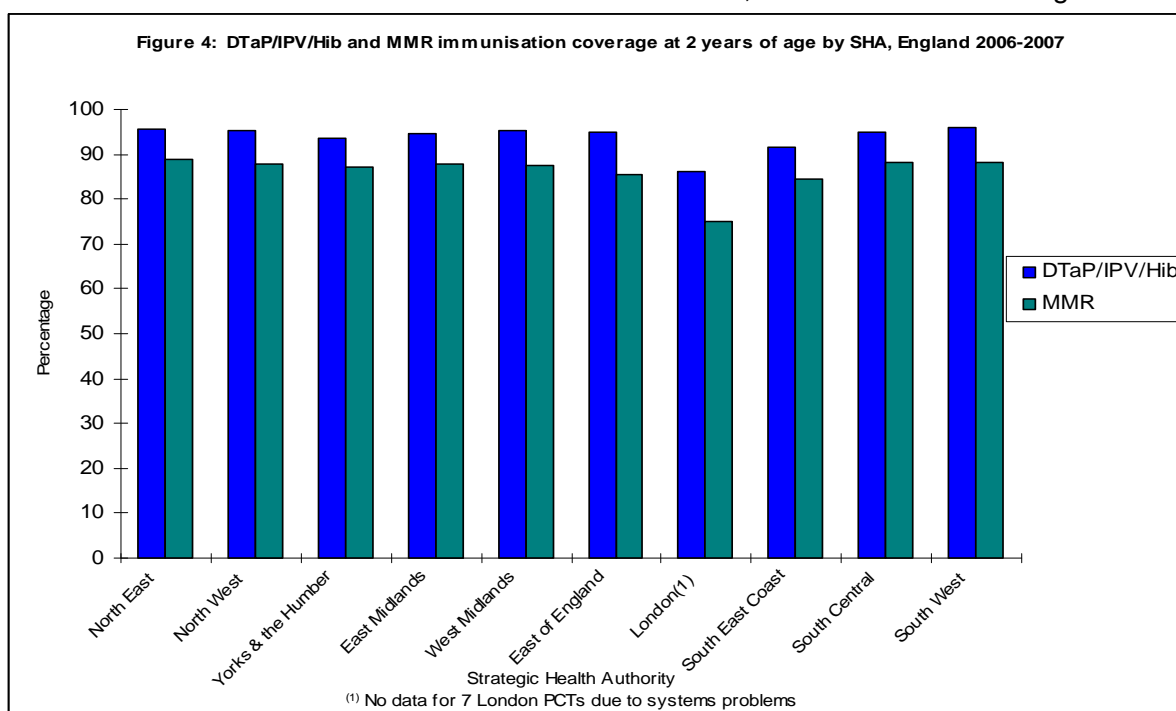
In 2006-07, 91% of children had completed primary immunisation courses against diphtheria, tetanus, polio, pertussis and Hib by their first birthday. The previous cohort, 91% of whom had been immunised by age 1 in 2005-06, reached their 2nd birthday in 2006-07, by which time a further 2% were immunised, bringing the 2-year uptake to 93%.

At a regional level (Figure 4) all 10 SHAs, with the exception of London, reported uptake rates above 90%, of which 4 were 95% or above.

At a local level (Figure 1), 125 PCTs reported coverage by 2nd birthday of 90% or over, of which 76 were 95% and above. Only 18 PCTs reported coverage of less than 90%.

Measles, Mumps and Rubella (MMR)

In 2006-07, 85% of children in England reaching



the age of 2 had been immunised against measles, mumps and rubella with the combined MMR vaccine.

At a regional level (Figure 4) all 10 SHAs reported coverage of MMR vaccine below 90%. London was the only SHA to record uptake of less than 80%.

At a local level (Figure 2), 30 PCTs reported uptake of 90% or above, although none were greater than 95%. 113 PCTs reported uptake below 90%, of which 20 had uptake of 80% or less.

Data on the use of single vaccines is not collected. As a result the proportion of children fully or partially protected against measles and rubella may be slightly higher than that identified by COVER.

- Meningitis C (MenC)**

In 2006-07, 91% of children had completed primary immunisation courses against MenC by their first birthday; 93% of children had been immunised by their second birthday. These figures are similar to those for 2005-06.

Immunisation at age 5 (Tables 3, 9 & 9a)

The reported uptake suggests that for diphtheria, tetanus and polio, 79% of children have received their primary course and their booster by age 5 and 73% of children have received their first and second dose of MMR vaccine by age 5.

Comparison of the uptake of primary immunisations recorded at 5 years of age compared to uptake for the same cohort at 2 years of age in 2003-04 suggest data reported by some PCTs is incomplete. This has been exacerbated by movement to new child health systems, particularly in London (see section on Data Quality).

Reinforcing doses given to school leavers (Tables 10 & 10a)

About 374,000 children (aged 13-16) were reported as receiving reinforcing doses of diphtheria, tetanus and polio in 2006-07. This figure is likely to be an underestimate as this vaccine is given through two independent routes, primarily through the school health service, for which data are thought to be incomplete, and by a small number of GPs.

BCG (Tables 5, 6, 10 & 10a)

About 16,600 persons were skin-tested in 2006-07, of whom 1,300 (8%) were found positive. This figure includes some who were positive due to previous immunisation. About 172,000 BCG vaccinations were administered, including over 135,000 to infants aged under 1.

The significant decline in the number of skin tests and BCG vaccinations since 2005/06 is due to the introduction of the new BCG vaccination programme from September 2005 which replaced the programme delivered through schools with a more targeted vaccination programme.

Table B: Completed primary immunisations (all antigens) by 12 months and 24 months: 2006-07

| Region/country | % coverage at 12 months | | % coverage at 24 months | | |
|--------------------------|-----------------------------|------|-----------------------------|-----|------|
| | DTaP/IPV/Hib ⁽¹⁾ | MenC | DTaP/IPV/Hib ⁽¹⁾ | MMR | MenC |
| North East | 93 | 93 | 96 | 89 | 96 |
| North West | 93 | 92 | 95 | 88 | 95 |
| Yorkshire and The Humber | 92 | 92 | 93 | 87 | 94 |
| East Midlands | 92 | 92 | 95 | 88 | 95 |
| West Midlands | 93 | 93 | 95 | 88 | 95 |
| East of England | 94 | 94 | 95 | 86 | 96 |
| London ⁽²⁾ | 82 | 82 | 86 | 75 | 85 |
| South East Coast | 90 | 91 | 91 | 84 | 93 |
| South Central | 94 | 93 | 95 | 88 | 94 |
| South West | 94 | 94 | 96 | 88 | 95 |
| England | 91 | 91 | 93 | 85 | 93 |
| Wales | 95 | 94 | 97 | 88 | 95 |
| Scotland | 96 | 98 | 98 | 92 | 97 |
| Northern Ireland | 96 | 96 | 97 | 91 | 97 |
| United Kingdom | 92 | 92 | 94 | 86 | 94 |

⁽¹⁾ DTaP/IPV/Hib denotes Diphtheria, Tetanus, Pertussis, Polio and Hib

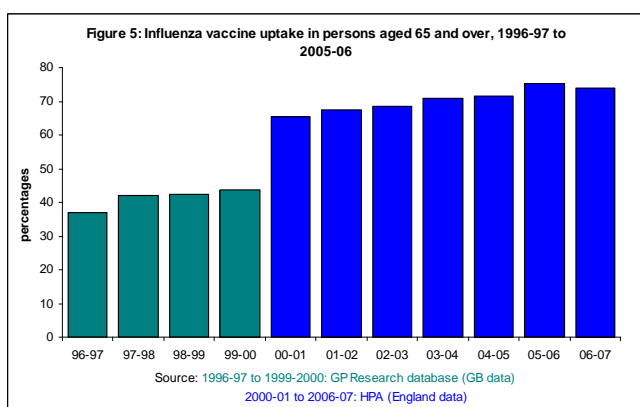
⁽²⁾ No data for 7 PCTs in London

Provider level KC50 data (Table 10a)

Information by provider about BCG vaccinations and school leavers' reinforcing doses is shown in Table 10a. Although all trusts are listed in the table, immunisation services are provided by only about half of them.

Influenza vaccine (Tables 11 & 11a and Figure 5)

The targeted risk groups for vaccination against influenza are persons aged 65 and over, and persons in clinical high risk groups, which include those with chronic heart disease, lung disease (including asthma), renal disease or diabetes, and those with immuno-suppression.



A new campaign to immunise persons aged 65 and over against influenza was introduced in 2000-01. Uptake for this age group in England was 74% in 2006-07 compared with 75% in 2005-06 (Figure 5)

UK data (Table B)

The COVER system also receives data from equivalent bodies in Wales, Scotland and Northern Ireland. Tables of COVER statistics on uptake in the whole of the UK are published quarterly by Cfl in the Health Protection Report: http://www.hpa.org.uk/infections/topics_az/cover/default.htm.

Table B is an annual version for 2006-07 of these tables and shows that England has considerably lower coverage for all antigens than the other UK countries. This is primarily because coverage is lower in London than in any other region.

DEFINITIONS

COVER data relates to children for whom the PCT is responsible (See COVER request form for definitions).

Where a primary course consists of more than one dose of vaccine, administered at set intervals, immunised means having had the full course of vaccinations.

A copy of the KC50 and guidance notes is at the end of this bulletin together with the COVER data request form.

TABLE CONVENTIONS

The following symbols are used in the tables:

- .. = not available
- . = not applicable
- = zero

EDITORIAL NOTES

Any enquiries about the data contained in this Bulletin or requests for further information should be addressed to:

The Information Centre
1 Trevelyan Square
Boar Lane
Leeds
LS1 6AE

Tel: 0845 300 6016
Email: enquires@ic.nhs.uk

This bulletin can be found on the internet at: <http://www.ic.nhs.uk/statistics-and-data-collections/health-and-lifestyles/immunisation>

Copies of previous publications can also be accessed via this link.

Media enquiries should be made to the media relations manager.

Tel: 0845 300 6016
Email: media@ic.nhs.uk

September 2007

INDEX TO TABLES

| Table Number | Description |
|--------------|---|
| 1 | Completed primary courses: percentage of children immunised by their first birthday, 1996-97 to 2006-07 |
| 2 | Completed primary courses: percentage of children immunised by their second birthday, 1996-97 to 2006-07 |
| 3 | Completed primary courses: percentage of children immunised by their fifth birthday, 1999-2000 to 2006-07 |
| 4 | Completed primary courses: percentage of children immunised by their second birthday, by strategic health authority, 2001-02 to 2006-07 |
| 5 | Tuberculin skin tests by age and result and BCG vaccinations by age, 2006-07 |
| 6 | Tuberculin skin tests by result and BCG vaccinations by age, 1996-97 to 2006-07 |
| 7 | Percentage of children immunised by their first birthday, by strategic health authority 2006-07 |
| 7a | Percentage of children immunised by their first birthday, by primary care trust 2006-07 |
| 8 | Percentage of children immunised by their second birthday, by strategic health authority 2006-07 |
| 8a | Percentage of children immunised by their second birthday, by primary care trust 2006-07 |
| 9 | Percentage of children immunised by their fifth birthday, by strategic health authority 2006-07 |
| 9a | Percentage of children immunised by their fifth birthday, by primary care trust 2006-07 |
| 10 | Number of children receiving BCG vaccinations and reinforcing doses given to school leavers, by strategic health authority 2006-07 |
| 10a | Number of children receiving BCG vaccinations and reinforcing doses given to school leavers, by provider 2006-07 |
| 11 | Percentage of persons aged 65 and over immunised against influenza, by strategic health authority 2006-07 |
| 11a | Percentage of persons aged 65 and over immunised against influenza, by primary care trust 2006-07 |

Table 1: Completed primary courses: percentage of children immunised by their first birthday, 1996-97 to 2006-07

| England | | percentages | | | | | | |
|------------------------|--|-------------|---------|-------|----------------------------------|--------------------------------------|--------------------------------------|------|
| Year of 1st birthday | Diphtheria Tetanus Polio Pertussis Hib (DTaP/IPV/Hib) | Diphtheria | Tetanus | Polio | Pertussis (Whooping Cough) | Haemophilus Influenzae b (Hib) | Measles Mumps Rubella (MMR) | MenC |
| 1996-97 | . | 93 | 93 | 93 | 92 | 93 | . | . |
| 1997-98 | . | 93 | 93 | 92 | 91 | 92 | . | . |
| 1998-99 | . | 92 | 92 | 92 | 91 | 92 | . | . |
| 1999-2000 | . | 92 | 92 | 92 | 91 | 92 | . | . |
| 2000-01 | . | 91 | 91 | 91 | 90 | 91 | . | . |
| 2001-02 | . | 91 | 91 | 91 | 90 | 90 | . | 89 |
| 2002-03 | . | 91 | 91 | 91 | 90 | 91 | . | 90 |
| 2003-04 | . | 91 | 91 | 91 | 91 | 91 | . | 90 |
| 2004-05 | . | 90 | 90 | 90 | 90 | 90 | . | 90 |
| 2005-06 ⁽¹⁾ | . | 91 | 91 | 91 | 91 | 91 | . | 91 |
| 2006-07 ⁽²⁾ | 91 | . | . | . | . | . | . | 91 |

Table 2: Completed primary courses: percentage of children immunised by their second birthday, 1996-97 to 2006-07

| England | | percentages | | | | | | |
|------------------------|--|-------------|---------|-------|----------------------------------|--------------------------------------|--------------------------------------|------|
| Year of 2nd birthday | Diphtheria Tetanus Polio Pertussis Hib (DTaP/IPV/Hib) | Diphtheria | Tetanus | Polio | Pertussis (Whooping Cough) | Haemophilus Influenzae b (Hib) | Measles Mumps Rubella (MMR) | MenC |
| 1996-97 | . | 96 | 96 | 96 | 94 | 95 | 92 | . |
| 1997-98 | . | 96 | 96 | 96 | 94 | 95 | 91 | . |
| 1998-99 | . | 95 | 95 | 95 | 94 | 95 | 88 | . |
| 1999-2000 | . | 95 | 95 | 95 | 94 | 94 | 88 | . |
| 2000-01 | . | 94 | 95 | 94 | 94 | 94 | 87 | . |
| 2001-02 | . | 94 | 94 | 94 | 93 | 93 | 84 | 85 |
| 2002-03 | . | 94 | 94 | 93 | 93 | 93 | 82 | 92 |
| 2003-04 | . | 94 | 94 | 94 | 93 | 93 | 80 | 93 |
| 2004-05 | . | 94 | 94 | 93 | 93 | 93 | 81 | 93 |
| 2005-06 ⁽¹⁾ | . | 94 | 94 | 94 | 94 | 94 | 84 | 93 |
| 2006-07 ⁽²⁾ | 93 | . | . | . | . | . | 85 | 93 |

Table 3: Completed primary courses: percentage of children immunised by their fifth birthday ⁽³⁾, 1999-2000 to 2006-07

| England | | percentages | | | | | |
|------------------------|----------------------------|---------------------|---------|-----------|---------|------------|-----------------------|
| Year of 5th birthday | Diphtheria, Tetanus, Polio | | | Pertussis | Hib | MMR | |
| | Primary | Primary and booster | Booster | Primary | Primary | First dose | First and second dose |
| 1999-2000 | 94 | 82 | . | 93 | 93 | 93 | 76 |
| 2000-01 | 94 | 80 | . | 92 | 93 | 92 | 75 |
| 2001-02 | 94 | 81 | . | 93 | 93 | 91 | 74 |
| 2002-03 | 94 | 80 | . | 93 | 93 | 90 | 75 |
| 2003-04 | 94 | 80 | . | 93 | 93 | 90 | 75 |
| 2004-05 | 93 | 79 | . | 93 | 93 | 89 | 73 |
| 2005-06 ⁽¹⁾ | 94 | 80 | . | 93 | 93 | 87 | 74 |
| 2006-07 ⁽²⁾ | 93 | . | 79 | 93 | 93 | 86 | 73 |

⁽¹⁾ 9 PCTs were unable to submit data in 2005/06 due to problems relating to the implementation of a new child health system⁽²⁾ 7 PCTs were unable to provide reliable annual data in 2006/07 due to ongoing problems relating to the implementation of a new child health system.⁽³⁾ Data on uptake by five years of age collected for the first time in 1999-2000

Table 4: Completed primary courses: percentage of children immunised by their second birthday, by Strategic Health Authority, 2001-02 to 2006-07

| Year of 2nd birthday | percentages | | | | | | | | | | |
|---|-------------|------------|------------|--------------------------|---------------|---------------|-----------------|--------------------------|------------------|---------------|------------|
| | England | North East | North West | Yorkshire and the Humber | East Midlands | West Midlands | East of England | London ⁽²⁾⁽³⁾ | South East Coast | South Central | South West |
| Diphtheria, Tetanus and Polio⁽¹⁾ | | | | | | | | | | | |
| 2001-02 | 94 | 95 | 95 | 94 | 96 | 95 | 94 | 89 | 94 | 93 | 96 |
| 2002-03 | 94 | 95 | 95 | 94 | 96 | 94 | 95 | 88 | 95 | 92 | 96 |
| 2003-04 | 94 | 95 | 95 | 94 | 96 | 95 | 95 | 88 | 94 | 94 | 96 |
| 2004-05 | 94 | 95 | 95 | 93 | 96 | 95 | 95 | 87 | 94 | 95 | 95 |
| 2005-06 ⁽²⁾ | 94 | 95 | 95 | 94 | 96 | 95 | 95 | 88 | 94 | 94 | 96 |
| Diphtheria, Tetanus, Polio, Pertussis (whooping cough) and Hib | | | | | | | | | | | |
| 2006-07 ⁽³⁾ | 93 | 96 | 95 | 93 | 95 | 95 | 95 | 86 | 91 | 95 | 96 |
| Pertussis (whooping cough) | | | | | | | | | | | |
| 2001-02 | 93 | 94 | 94 | 93 | 96 | 94 | 94 | 88 | 94 | 93 | 95 |
| 2002-03 | 93 | 94 | 94 | 94 | 96 | 94 | 95 | 88 | 95 | 91 | 95 |
| 2003-04 | 93 | 95 | 94 | 94 | 96 | 94 | 94 | 88 | 94 | 94 | 95 |
| 2004-05 | 93 | 95 | 94 | 93 | 96 | 95 | 94 | 87 | 94 | 94 | 94 |
| 2005-06 ⁽²⁾ | 94 | 95 | 95 | 93 | 96 | 95 | 94 | 88 | 93 | 94 | 95 |
| MMR | | | | | | | | | | | |
| 2001-02 | 84 | 87 | 86 | 86 | 88 | 86 | 85 | 75 | 83 | 84 | 86 |
| 2002-03 | 82 | 85 | 84 | 84 | 87 | 84 | 83 | 72 | 82 | 81 | 83 |
| 2003-04 | 80 | 83 | 83 | 84 | 85 | 82 | 80 | 70 | 77 | 82 | 81 |
| 2004-05 | 81 | 85 | 84 | 83 | 86 | 83 | 81 | 71 | 80 | 83 | 80 |
| 2005-06 ⁽²⁾ | 84 | 87 | 86 | 86 | 88 | 85 | 84 | 73 | 83 | 86 | 86 |
| 2006-07 ⁽³⁾ | 85 | 89 | 88 | 87 | 88 | 88 | 86 | 75 | 84 | 88 | 88 |

⁽¹⁾ The rates for the three immunisations, diphtheria, tetanus and polio are virtually identical as they are generally administered at the same time; for convenience the rates for diphtheria are shown in the table.

⁽²⁾ In London for 2005/06 9 out of 31 PCTs were unable to submit data due to problems relating to the implementation of a new child health system

⁽³⁾ In London for 2006/07 7 out of 31 PCTs were unable to provide reliable annual data due to ongoing problems relating to the implementation of a new child health system.

Source: COVER

Table 5: Tuberculin skin tests by age and result and BCG vaccinations by age, 2006-07

| England | | | | | thousands |
|----------------|----------------------|----------------|----------------|------------------------|-----------|
| Age (in years) | Number of skin tests | | | Number of vaccinations | |
| | Total | Found positive | Found negative | | |
| All Ages | 16.6 | 1.3 | 15.3 | 172.0 | |
| Under 1 | - | - | - | 135.1 | |
| 1-9 | 3.7 | 0.2 | 3.5 | 18.9 | |
| 10-13 | 7.6 | 0.4 | 7.3 | 10.8 | |
| 14-15 | 3.5 | 0.1 | 3.4 | 5.2 | |
| 16 or over | 1.8 | 0.7 | 1.2 | 2.0 | |

Table 6: Tuberculin skin tests by result and BCG vaccinations, 1996-97 to 2006-07

| England | | | | | | thousands |
|--------------------------|----------------------|----------------|----------------|--------------------------------|------------------------|-----------|
| | Number of skin tests | | | | Number of vaccinations | |
| | Total | Found positive | Found negative | % of skin tests found negative | | |
| 1996-97 | 432.0 | 50.7 | 381.3 | 88.3 | 482.9 | |
| 1997-98 | 491.9 | 49.2 | 442.7 | 90.0 | 518.4 | |
| 1998-99 | 437.8 | 49.9 | 388.0 | 89.0 | 476.1 | |
| 1999-2000 ⁽¹⁾ | 149.4 | 15.2 | 134.2 | 89.8 | 196.2 | |
| 2000-01 ⁽¹⁾ | 78.9 | 9.2 | 69.7 | 88.3 | 137.4 | |
| 2001-02 | 649.8 | 63.8 | 586.0 | 90.2 | 741.6 | |
| 2002-03 ⁽¹⁾ | 413.1 | 33.3 | 379.7 | 91.9 | 449.9 | |
| 2003-04 | 723.9 | 58.2 | 665.7 | 92.0 | 817.3 | |
| 2004-05 | 540.4 | 44.7 | 495.7 | 91.7 | 628.3 | |
| 2005-06 ⁽²⁾ | 44.7 | 4.3 | 40.4 | 90.4 | 155.6 | |
| 2006-07 | 16.6 | 1.3 | 15.3 | 92.1 | 172.0 | |

⁽¹⁾ The school BCG programme in these years was delayed in some areas because of insufficient supplies of BCG vaccine

⁽²⁾ From September 2005 a programme of immunisation of all at-risk infants was implemented

Source : Form KC50

Table 7: Percentage of children immunised by their 1st birthday, by Strategic Health Authority 2006-07

| | Number of children aged 1 (thousands) (=100%) | Percentage immunised by their 1st birthday | | |
|------------------------------|---|--|--|------|
| | | Diphtheria Tetanus Polio Pertussis Hib (DTaP/IPV/Hib) | | MenC |
| England ⁽¹⁾ | 576.4 | 91 | | 91 |
| Q30 North East | 28.4 | 93 | | 93 |
| Q31 North West | 82.4 | 93 | | 92 |
| Q32 Yorkshire and the Humber | 60.4 | 92 | | 92 |
| Q33 East Midlands | 44.9 | 92 | | 92 |
| Q34 West Midlands | 60.5 | 93 | | 93 |
| Q35 East of England | 63.4 | 94 | | 94 |
| Q36 London ⁽¹⁾ | 89.1 | 82 | | 82 |
| Q37 South East Coast | 47.7 | 90 | | 91 |
| Q38 South Central | 46.2 | 94 | | 93 |
| Q39 South West | 53.5 | 94 | | 94 |

⁽¹⁾ 7 PCTs were unable to provide reliable annual data due to ongoing problems relating to the implementation of a new child health system.

Source: COVER

Table 7a: Percentage of children immunised by their 1st birthday, by Primary Care Trust 2006-07

| | | Percentage immunised by their 1st birthday | | |
|------------------------|--|---|---|------|
| | | Number of children aged 1 (thousands) (=100%) | Diphtheria Tetanus Polio Pertussis Hib (DTaP/IPV/Hib) | MenC |
| England ⁽¹⁾ | | 576.4 | 91 | 91 |
| Q30 | North East | 28.4 | 93 | 93 |
| | 5ND County Durham PCT | 5.4 | 96 | 96 |
| | 5J9 Darlington PCT | 1.2 | 94 | 94 |
| | 5KF Gateshead PCT | 2.2 | 90 | 89 |
| | 5D9 Hartlepool PCT | 1.1 | 92 | 92 |
| | 5KM Middlesbrough PCT | <i>see below</i> | | |
| | 5D7 Newcastle PCT | 3.2 | 88 | 86 |
| | 5E1 North Tees PCT | 2.2 | 94 | 94 |
| | 5D8 North Tyneside PCT | 2.2 | 96 | 96 |
| | TAC Northumberland Care Trust | 3.1 | 97 | 97 |
| | 5QR Redcar & Cleveland PCT | <i>see below</i> | | |
| | 5KG South Tyneside PCT | 1.5 | 97 | 96 |
| | 5KL Sunderland Teaching PCT | 3.0 | 95 | 97 |
| | Middlesbrough PCT and Redcar & Cleveland PCT | 3.4 | 88 | 87 |
| Q31 | North West | 82.4 | 93 | 92 |
| | 5HG Ashton, Leigh & Wigan PCT | 3.7 | 96 | 96 |
| | 5CC Blackburn with Darwen PCT | 2.3 | 91 | 90 |
| | 5HP Blackpool PCT | 1.6 | 94 | 97 |
| | 5HQ Bolton PCT | 3.6 | 95 | 93 |
| | 5JX Bury PCT | 2.3 | 94 | 91 |
| | 5NP Central & Eastern Cheshire PCT | 5.1 | 94 | 92 |
| | 5NG Central Lancashire PCT | 5.1 | 95 | 93 |
| | 5NE Cumbria PCT | 4.9 | 97 | 96 |
| | 5NH East Lancashire PCT | 4.5 | 90 | 89 |
| | 5NM Halton & St Helens PCT | 3.6 | 92 | 91 |
| | 5NQ Heywood, Middleton & Rochdale PCT | 3.0 | 93 | 91 |
| | 5J4 Knowsley PCT | 2.0 | 88 | 87 |
| | 5NL Liverpool PCT | 5.1 | 91 | 90 |
| | 5NT Manchester PCT | 6.7 | 90 | 88 |
| | 5NF North Lancashire PCT | 3.0 | 95 | 95 |
| | 5J5 Oldham PCT | 3.1 | 92 | 92 |
| | 5F5 Salford PCT | 2.9 | 91 | 88 |
| | 5NJ Sefton PCT | 2.5 | 92 | 85 |
| | 5F7 Stockport PCT | 3.1 | 95 | 93 |
| | 5LH Tameside & Glossop PCT | 3.1 | 93 | 91 |
| | 5NR Trafford PCT | 2.8 | 96 | 96 |
| | 5J2 Warrington PCT | 2.4 | 94 | 94 |
| | 5NN Western Cheshire PCT | 2.4 | 95 | 95 |
| | 5NK Wirral PCT | 3.6 | 92 | 90 |
| Q32 | Yorkshire & the Humber | 60.4 | 92 | 92 |
| | 5JE Barnsley PCT | 2.6 | 97 | 97 |
| | 5NY Bradford & Airedale PCT | 8.0 | 94 | 96 |
| | 5J6 Calderdale PCT | 2.5 | 93 | 93 |
| | 5N5 Doncaster PCT | 3.5 | 89 | 90 |
| | 5NW East Riding of Yorkshire PCT | 2.9 | 97 | 96 |
| | 5NX Hull PCT | 3.3 | 92 | 91 |
| | 5N2 Kirklees PCT | 5.2 | 93 | 92 |
| | 5N1 Leeds PCT | 8.5 | 89 | 88 |
| | 5AN North East Lincolnshire PCT | 2.0 | 95 | 94 |
| | 5EF North Lincolnshire PCT | 1.8 | 95 | 97 |
| | 5NV North Yorkshire & York PCT | 7.4 | 91 | 91 |
| | 5H8 Rotherham PCT | 2.9 | 89 | 88 |
| | 5N4 Sheffield PCT | 6.0 | 89 | 91 |
| | 5N3 Wakefield District PCT | 3.9 | 90 | 94 |
| Q33 | East Midlands | 44.9 | 92 | 92 |
| | 5ET Bassetlaw PCT | 1.1 | 94 | 97 |
| | 5N7 Derby City PCT | 3.4 | 91 | 92 |
| | 5N6 Derbyshire County PCT | 6.9 | 96 | 96 |
| | 5PC Leicester City PCT | 4.6 | 93 | 94 |
| | 5PA Leicestershire County & Rutland PCT | 6.9 | 96 | 97 |
| | 5N9 Lincolnshire PCT | 6.8 | 90 | 82 |
| | 5PD Northamptonshire PCT | 8.0 | 93 | 95 |
| | 5EM Nottingham City PCT | 3.8 | 81 | 84 |
| | 5N8 Nottinghamshire County PCT | 3.3 | 95 | 95 |
| Q34 | West Midlands | 60.5 | 93 | 93 |
| | 5PG Birmingham East & North PCT | 5.7 | 86 | 88 |
| | 5MD Coventry Teaching PCT | 3.7 | 90 | 90 |
| | 5PE Dudley PCT | 3.4 | 95 | 95 |
| | 5MX Heart of Birmingham Teaching PCT | 5.1 | 92 | 92 |
| | 5CN Herefordshire PCT | 1.7 | 93 | 92 |
| | 5PH North Staffordshire PCT | 2.0 | 98 | 96 |
| | 5PF Sandwell PCT | 4.2 | 93 | 92 |
| | 5M2 Shropshire County PCT | 2.9 | 96 | 96 |
| | TAM Solihull Care Trust | 2.2 | 96 | 95 |
| | 5M1 South Birmingham PCT | 4.2 | 92 | 92 |
| | 5PK South Staffordshire PCT | 6.4 | 96 | 95 |
| | 5PJ Stoke on Trent PCT | 3.4 | 95 | 93 |
| | 5MK Telford & Wrekin PCT | 2.1 | 95 | 95 |
| | 5M3 Walsall Teaching PCT | 3.7 | 93 | 94 |
| | 5PM Warwickshire PCT | 5.5 | 95 | 95 |
| | 5MV Wolverhampton City PCT | 3.1 | 91 | 91 |
| | 5PL Worcestershire PCT | 1.4 | 94 | 92 |

Table 7a: Percentage of children immunised by their 1st birthday, by Primary Care Trust 2006-07

| | | Percentage immunised by their 1st birthday | | |
|------------------------|--|---|---|------|
| | | Number of children aged 1 (thousands) (=100%) | Diphtheria Tetanus Pertussis Hib (DTaP/IPV/Hib) | MenC |
| England ⁽¹⁾ | | 576.4 | 91 | 91 |
| Q35 | East of England | 63.4 | 94 | 94 |
| | 5P2 Bedfordshire PCT | 5.1 | 94 | 93 |
| | 5PP Cambridgeshire PCT | 6.3 | 93 | 93 |
| | 5P3 East & North Hertfordshire PCT | 6.7 | 95 | 96 |
| | 5PR Great Yarmouth & Waveney PCT | 2.2 | 92 | 94 |
| | 5GC Luton PCT | 3.0 | 94 | 92 |
| | 5PX Mid Essex PCT | 4.1 | 96 | 96 |
| | 5PQ Norfolk PCT | 6.9 | 95 | 94 |
| | 5PW North East Essex PCT | 3.2 | 91 | 92 |
| | 5PN Peterborough PCT | 2.7 | 94 | 95 |
| | 5P1 South East Essex PCT | 3.6 | 92 | 94 |
| | 5PY South West Essex PCT | 5.2 | 93 | 95 |
| | 5PT Suffolk PCT | 4.0 | 92 | 93 |
| | 5PV West Essex PCT | 3.2 | 94 | 94 |
| | 5P4 West Hertfordshire PCT | 7.1 | 94 | 95 |
| Q36 | London ⁽¹⁾ | 89.1 | 82 | 82 |
| | 5C2 Barking & Dagenham PCT | <i>see below</i> | | |
| | 5A9 Barnet PCT | 4.9 | 88 | 84 |
| | TAK Bexley Care Trust | 2.6 | 87 | 89 |
| | 5K5 Brent Teaching PCT | 4.4 | 87 | 87 |
| | 5A7 Bromley PCT | 3.7 | 84 | 86 |
| | 5K7 Camden PCT ⁽¹⁾ | .. | .. | .. |
| | 5C3 City & Hackney Teaching PCT ⁽¹⁾ | .. | .. | .. |
| | 5K9 Croydon PCT | 4.8 | 88 | 87 |
| | 5HX Ealing PCT | 4.9 | 76 | 77 |
| | 5C1 Enfield PCT | 4.2 | 74 | 72 |
| | 5A8 Greenwich Teaching PCT | 3.7 | 76 | 74 |
| | 5H1 Hammersmith & Fulham PCT | 2.3 | 92 | 89 |
| | 5C9 Haringey Teaching PCT ⁽¹⁾ | .. | .. | .. |
| | 5K6 Harrow PCT | 2.5 | 91 | 89 |
| | 5A4 Havering PCT | <i>see below</i> | | |
| | 5AT Hillingdon PCT | 3.6 | 91 | 89 |
| | 5HY Hounslow PCT | 3.3 | 83 | 81 |
| | 5K8 Islington PCT ⁽¹⁾ | .. | .. | .. |
| | 5LA Kensington & Chelsea PCT | 1.9 | 82 | 82 |
| | 5A5 Kingston PCT | 1.9 | 94 | 93 |
| | 5LD Lambeth PCT | 4.6 | 75 | 74 |
| | 5LF Lewisham PCT | 4.1 | 79 | 79 |
| | 5C5 Newham PCT | 7.2 | 72 | 80 |
| | 5NA Redbridge PCT ⁽¹⁾ | .. | .. | .. |
| | 5M6 Richmond & Twickenham PCT | 2.6 | 88 | 87 |
| | 5LE Southwark PCT | 4.0 | 74 | 74 |
| | 5M7 Sutton & Merton PCT | 5.2 | 86 | 86 |
| | 5C4 Tower Hamlets PCT ⁽¹⁾ | .. | .. | .. |
| | 5NC Waltham Forest PCT ⁽¹⁾ | .. | .. | .. |
| | 5LG Wandsworth PCT | 4.4 | 72 | 81 |
| | 5LC Westminster PCT | 2.5 | 86 | 84 |
| | Barking & Dagenham PCT and Havering PCT | 5.6 | 82 | 87 |
| Q37 | South East Coast | 47.7 | 90 | 91 |
| | 5LQ Brighton & Hove City PCT | 3.0 | 88 | 86 |
| | 5P7 East Sussex Downs & Weald PCT | 3.2 | 94 | 93 |
| | 5QA Eastern & Coastal Kent PCT | 7.7 | 91 | 94 |
| | 5P8 Hastings & Rother PCT | 1.6 | 93 | 92 |
| | 5L3 Medway PCT | 2.9 | 96 | 98 |
| | 5P5 Surrey PCT | 13.4 | 86 | 86 |
| | 5P9 West Kent PCT | 7.7 | 86 | 90 |
| | 5P6 West Sussex PCT | 8.3 | 95 | 93 |
| Q38 | South Central | 46.2 | 94 | 93 |
| | 5QG Berkshire East PCT | 5.4 | 94 | 93 |
| | 5QF Berkshire West PCT | 5.9 | 84 | 85 |
| | 5QD Buckinghamshire PCT | 5.2 | 97 | 96 |
| | 5QC Hampshire PCT | 12.3 | 95 | 94 |
| | 5QT Isle of Wight Healthcare PCT | 1.3 | 91 | 90 |
| | 5CQ Milton Keynes PCT | 3.4 | 95 | 93 |
| | 5QE Oxfordshire PCT | 7.5 | 97 | 95 |
| | 5FE Portsmouth City Teaching PCT | 2.2 | 94 | 94 |
| | 5L1 Southampton City PCT | 2.9 | 95 | 93 |
| Q39 | South West | 53.5 | 94 | 94 |
| | 5FL Bath & North East Somerset PCT | 1.7 | 96 | 96 |
| | 5QN Bournemouth & Poole PCT | 3.3 | 89 | 90 |
| | 5QJ Bristol PCT | 5.2 | 93 | 92 |
| | 5QP Cornwall & Isles of Scilly PCT | 5.1 | 93 | 93 |
| | 5QQ Devon PCT | 6.8 | 94 | 93 |
| | 5QM Dorset PCT | 3.4 | 94 | 95 |
| | 5QH Gloucestershire PCT | 5.9 | 94 | 92 |
| | 5M8 North Somerset PCT | 2.2 | 96 | 95 |
| | 5F1 Plymouth Teaching PCT | 2.8 | 96 | 95 |
| | 5QL Somerset PCT | 5.3 | 93 | 92 |
| | 5A3 South Gloucestershire PCT | 2.9 | 97 | 96 |
| | 5K3 Swindon PCT | 2.5 | 96 | 95 |
| | TAL Torbay Care Trust | 1.3 | 96 | 95 |
| | 5QK Wiltshire PCT | 4.9 | 96 | 96 |

⁽¹⁾ 7 PCTs were unable to provide reliable annual data due to ongoing problems relating to the implementation of a new child health system.

Table 8: Percentage of children immunised by their 2nd birthday, by Strategic Health Authority 2006-07

| | Number of children aged 2 (thousands) (=100%) | Percentage immunised by their 2nd birthday | | |
|------------------------------|---|---|-----|------|
| | | Diphtheria Tetanus Polio Pertussis Hib (DTaP/IPV/Hib) | MMR | MenC |
| England ⁽¹⁾ | 568.7 | 93 | 85 | 93 |
| Q30 North East | 28.3 | 96 | 89 | 96 |
| Q31 North West | 81.3 | 95 | 88 | 95 |
| Q32 Yorkshire and the Humber | 59.8 | 93 | 87 | 94 |
| Q33 East Midlands | 43.8 | 95 | 88 | 95 |
| Q34 West Midlands | 60.5 | 95 | 88 | 95 |
| Q35 East of England | 63.0 | 95 | 86 | 96 |
| Q36 London ⁽¹⁾ | 85.6 | 86 | 75 | 85 |
| Q37 South East Coast | 47.4 | 91 | 84 | 93 |
| Q38 South Central | 45.7 | 95 | 88 | 94 |
| Q39 South West | 53.3 | 96 | 88 | 95 |

⁽¹⁾ 7 PCTs were unable to provide reliable annual data due to ongoing problems relating to the implementation of a new child health system.

Source: COVER

Table 8a: Percentage of children immunised by their 2nd birthday, by Primary Care Trust 2006-07

| | | Percentage immunised by their 2nd birthday | | | |
|------------------------|--|---|---|-----|------|
| | | Number of children aged 2 (thousands) (=100%) | Diphtheria Tetanus Polio Pertussis Hib (DTaP/IPV/Hib) | MMR | MenC |
| England ⁽¹⁾ | | 568.7 | 93 | 85 | 93 |
| Q30 | North East | 28.3 | 96 | 89 | 96 |
| | 5ND County Durham PCT | 5.6 | 97 | 90 | 97 |
| | 5J9 Darlington PCT | 1.3 | 96 | 88 | 95 |
| | 5KF Gateshead PCT | 2.2 | 93 | 86 | 92 |
| | 5D9 Hartlepool PCT | 1.1 | 93 | 86 | 94 |
| | 5KM Middlesbrough PCT | <i>see below</i> | | | |
| | 5D7 Newcastle PCT | 3.0 | 92 | 85 | 91 |
| | 5E1 North Tees PCT | 2.1 | 96 | 91 | 97 |
| | 5D8 North Tyneside PCT | 2.1 | 98 | 92 | 98 |
| | TAC Northumberland Care Trust | 3.2 | 97 | 94 | 97 |
| | 5QR Redcar & Cleveland PCT | <i>see below</i> | | | |
| | 5KG South Tyneside PCT | 1.5 | 98 | 89 | 97 |
| | 5KL Sunderland Teaching PCT | 3.0 | 97 | 88 | 99 |
| | Middlesbrough PCT and Redcar & Cleveland PCT | 3.3 | 93 | 86 | 94 |
| Q31 | North West | 81.3 | 95 | 88 | 95 |
| | 5HG Ashton, Leigh & Wigan PCT | 3.7 | 97 | 91 | 97 |
| | 5CC Blackburn with Darwen PCT | 2.3 | 95 | 85 | 94 |
| | 5HP Blackpool PCT | 1.6 | 96 | 86 | 96 |
| | 5HQ Bolton PCT | 3.5 | 98 | 92 | 97 |
| | 5JX Bury PCT | 2.4 | 97 | 89 | 96 |
| | 5NP Central & Eastern Cheshire PCT | 5.1 | 96 | 88 | 95 |
| | 5NG Central Lancashire PCT | 5.3 | 97 | 89 | 96 |
| | 5NE Cumbria PCT | 4.9 | 98 | 91 | 97 |
| | 5NH East Lancashire PCT | 4.3 | 93 | 83 | 92 |
| | 5NM Halton & St Helens PCT | 3.4 | 94 | 85 | 93 |
| | 5NQ Heywood, Middleton & Rochdale PCT | 2.8 | 96 | 90 | 95 |
| | 5J4 Knowsley PCT | 1.9 | 91 | 82 | 90 |
| | 5NL Liverpool PCT | 4.9 | 93 | 85 | 93 |
| | 5NT Manchester PCT | 6.5 | 93 | 84 | 91 |
| | 5NF North Lancashire PCT | 3.1 | 97 | 89 | 96 |
| | 5J5 Oldham PCT | 3.2 | 95 | 89 | 94 |
| | 5F5 Salford PCT | 2.7 | 95 | 87 | 94 |
| | 5NJ Sefton PCT | 2.4 | 94 | 85 | 94 |
| | 5F7 Stockport PCT | 3.1 | 97 | 90 | 97 |
| | 5LH Tameside & Glossop PCT | 2.9 | 95 | 89 | 95 |
| | 5NR Trafford PCT | 2.8 | 98 | 91 | 98 |
| | 5J2 Warrington PCT | 2.4 | 96 | 88 | 96 |
| | 5NN Western Cheshire PCT | 2.4 | 97 | 89 | 97 |
| | 5NK Wirral PCT | 3.6 | 95 | 87 | 94 |
| Q32 | Yorkshire & the Humber | 59.8 | 93 | 87 | 94 |
| | 5JE Barnsley PCT | 2.6 | 98 | 93 | 98 |
| | 5NY Bradford & Airedale PCT | 7.7 | 95 | 91 | 96 |
| | 5J6 Calderdale PCT | 2.5 | 95 | 88 | 95 |
| | 5N5 Doncaster PCT | 3.3 | 94 | 86 | 94 |
| | 5NW East Riding of Yorkshire PCT | 3.0 | 98 | 91 | 97 |
| | 5NX Hull PCT | 3.3 | 96 | 91 | 95 |
| | 5N2 Kirklees PCT | 5.2 | 96 | 89 | 95 |
| | 5N1 Leeds PCT | 8.2 | 93 | 80 | 92 |
| | 5AN North East Lincolnshire PCT | 1.9 | 96 | 90 | 96 |
| | 5EF North Lincolnshire PCT | 1.7 | 97 | 89 | 98 |
| | 5NV North Yorkshire & York PCT | 7.7 | 87 | 85 | 91 |
| | 5H8 Rotherham PCT | 2.9 | 93 | 84 | 93 |
| | 5N4 Sheffield PCT | 6.0 | 91 | 87 | 90 |
| | 5N3 Wakefield District PCT | 3.8 | 93 | 84 | 98 |
| Q33 | East Midlands | 43.8 | 95 | 88 | 95 |
| | 5ET Bassetlaw PCT | 1.1 | 96 | 89 | 98 |
| | 5N7 Derby City PCT | 3.4 | 94 | 86 | 97 |
| | 5N6 Derbyshire County PCT | 6.7 | 97 | 91 | 97 |
| | 5PC Leicester City PCT | 4.5 | 96 | 91 | 95 |
| | 5PA Leicestershire County & Rutland PCT | 6.8 | 98 | 93 | 98 |
| | 5N9 Lincolnshire PCT | 6.7 | 93 | 85 | 90 |
| | 5PD Northamptonshire PCT | 7.6 | 93 | 86 | 95 |
| | 5EM Nottingham City PCT | 3.7 | 89 | 78 | 90 |
| | 5N8 Nottinghamshire County PCT | 3.3 | 96 | 90 | 96 |
| Q34 | West Midlands | 60.5 | 95 | 88 | 95 |
| | 5PG Birmingham East & North PCT | 5.7 | 92 | 85 | 92 |
| | 5MD Coventry Teaching PCT | 3.8 | 90 | 81 | 90 |
| | 5PE Dudley PCT | 3.3 | 96 | 89 | 96 |
| | 5MX Heart of Birmingham Teaching PCT | 5.0 | 95 | 92 | 95 |
| | 5CN Herefordshire PCT | 1.7 | 94 | 84 | 93 |
| | 5PH North Staffordshire PCT | 2.1 | 99 | 93 | 98 |
| | 5PF Sandwell PCT | 4.1 | 95 | 87 | 95 |
| | 5M2 Shropshire County PCT | 2.8 | 97 | 90 | 97 |
| | TAM Solihull Care Trust | 2.2 | 98 | 89 | 98 |
| | 5M1 South Birmingham PCT | 4.0 | 95 | 87 | 95 |
| | 5PK South Staffordshire PCT | 6.3 | 97 | 89 | 97 |
| | 5PJ Stoke on Trent PCT | 3.4 | 98 | 93 | 96 |
| | 5MK Telford & Wrekin PCT | 2.1 | 98 | 90 | 97 |
| | 5M3 Walsall Teaching PCT | 3.5 | 95 | 87 | 95 |
| | 5PM Warwickshire PCT | 5.7 | 96 | 86 | 96 |
| | 5MV Wolverhampton City PCT | 3.2 | 94 | 85 | 93 |
| | 5PL Worcestershire PCT | 1.5 | 95 | 87 | 94 |

Table 8a: Percentage of children immunised by their 2nd birthday, by Primary Care Trust 2006-07

| | | Percentage immunised by their 2nd birthday | | | |
|------------------------|--|---|---|-----|------|
| | | Number of children aged 2 (thousands) (=100%) | Diphtheria Tetanus Polio Pertussis Hib (DTaP/IPV/Hib) | MMR | MenC |
| England ⁽¹⁾ | | 568.7 | 93 | 85 | 93 |
| Q35 | East of England | 63.0 | 95 | 86 | 96 |
| | 5P2 Bedfordshire PCT | 5.0 | 94 | 85 | 93 |
| | 5PP Cambridgeshire PCT | 6.2 | 94 | 87 | 95 |
| | 5P3 East & North Hertfordshire PCT | 6.6 | 96 | 86 | 96 |
| | 5PR Great Yarmouth & Waveney PCT | 2.2 | 94 | 86 | 97 |
| | 5GC Luton PCT | 3.1 | 97 | 91 | 96 |
| | 5PX Mid Essex PCT | 4.2 | 95 | 83 | 97 |
| | 5PQ Norfolk PCT | 7.0 | 96 | 88 | 96 |
| | 5PW North East Essex PCT | 3.3 | 93 | 83 | 97 |
| | 5PN Peterborough PCT | 2.7 | 97 | 91 | 97 |
| | 5P1 South East Essex PCT | 3.6 | 94 | 83 | 97 |
| | 5PY South West Essex PCT | 5.1 | 94 | 83 | 96 |
| | 5PT Suffolk PCT | 4.0 | 94 | 86 | 95 |
| | 5PV West Essex PCT | 3.1 | 95 | 82 | 97 |
| | 5P4 West Hertfordshire PCT | 6.9 | 95 | 84 | 96 |
| Q36 | London ⁽¹⁾ | 85.6 | 86 | 75 | 85 |
| | 5C2 Barking & Dagenham PCT | <i>see below</i> | | | |
| | 5A9 Barnet PCT | 4.6 | 89 | 77 | 85 |
| | TAK Bexley Care Trust | 2.6 | 90 | 74 | 90 |
| | 5K5 Brent Teaching PCT | 4.3 | 90 | 79 | 87 |
| | 5A7 Bromley PCT | 3.8 | 92 | 77 | 92 |
| | 5K7 Camden PCT ⁽¹⁾ | .. | .. | .. | .. |
| | 5C3 City & Hackney Teaching PCT ⁽¹⁾ | .. | .. | .. | .. |
| | 5K9 Croydon PCT | 4.8 | 91 | 77 | 90 |
| | 5HX Ealing PCT | 4.6 | 80 | 75 | 81 |
| | 5C1 Enfield PCT | 4.1 | 77 | 63 | 76 |
| | 5A8 Greenwich Teaching PCT | 3.5 | 79 | 71 | 79 |
| | 5H1 Hammersmith & Fulham PCT | 2.2 | 95 | 80 | 92 |
| | 5C9 Haringey Teaching PCT ⁽¹⁾ | .. | .. | .. | .. |
| | 5K6 Harrow PCT | 2.5 | 94 | 84 | 93 |
| | 5A4 Havering PCT | <i>see below</i> | | | |
| | 5AT Hillingdon PCT | 3.3 | 92 | 78 | 91 |
| | 5HY Hounslow PCT | 3.2 | 87 | 82 | 84 |
| | 5K8 Islington PCT ⁽¹⁾ | .. | .. | .. | .. |
| | 5LA Kensington & Chelsea PCT | 1.7 | 90 | 80 | 86 |
| | 5A5 Kingston PCT | 1.8 | 95 | 89 | 95 |
| | 5LD Lambeth PCT | 4.2 | 87 | 72 | 87 |
| | 5LF Lewisham PCT | 3.7 | 84 | 67 | 84 |
| | 5C5 Newham PCT | 7.6 | 78 | 69 | 75 |
| | 5NA Redbridge PCT ⁽¹⁾ | .. | .. | .. | .. |
| | 5M6 Richmond & Twickenham PCT | 2.5 | 90 | 80 | 88 |
| | 5LE Southwark PCT | 3.7 | 80 | 64 | 79 |
| | 5M7 Sutton & Merton PCT | 5.0 | 92 | 92 | 90 |
| | 5C4 Tower Hamlets PCT ⁽¹⁾ | .. | .. | .. | .. |
| | 5NC Waltham Forest PCT ⁽¹⁾ | .. | .. | .. | .. |
| | 5LG Wandsworth PCT | 4.1 | 73 | 64 | 77 |
| | 5LC Westminster PCT | 2.1 | 91 | 81 | 88 |
| | Barking & Dagenham PCT and Havering PCT | 5.6 | 88 | 71 | 91 |
| Q37 | South East Coast | 47.4 | 91 | 84 | 93 |
| | 5LQ Brighton & Hove City PCT | 2.8 | 90 | 79 | 89 |
| | 5P7 East Sussex Downs & Weald PCT | 3.2 | 96 | 87 | 96 |
| | 5QA Eastern & Coastal Kent PCT | 7.6 | 96 | 88 | 96 |
| | 5P8 Hastings & Rother PCT | 1.6 | 95 | 84 | 94 |
| | 5L3 Medway PCT | 2.9 | 97 | 93 | 97 |
| | 5P5 Surrey PCT | 13.4 | 81 | 77 | 86 |
| | 5P9 West Kent PCT | 7.6 | 95 | 86 | 95 |
| | 5P6 West Sussex PCT | 8.4 | 97 | 90 | 96 |
| Q38 | South Central | 45.7 | 95 | 88 | 94 |
| | 5QG Berkshire East PCT | 5.2 | 96 | 87 | 94 |
| | 5QF Berkshire West PCT | 5.8 | 83 | 83 | 83 |
| | 5QD Buckinghamshire PCT | 5.4 | 98 | 88 | 97 |
| | 5QC Hampshire PCT | 12.5 | 97 | 89 | 96 |
| | 5QT Isle of Wight Healthcare PCT | 1.2 | 95 | 85 | 93 |
| | 5CQ Milton Keynes PCT | 3.5 | 96 | 89 | 94 |
| | 5QE Oxfordshire PCT | 7.3 | 97 | 89 | 95 |
| | 5FE Portsmouth City Teaching PCT | 2.1 | 95 | 87 | 95 |
| | 5L1 Southampton City PCT | 2.7 | 97 | 92 | 96 |
| Q39 | South West | 53.3 | 96 | 88 | 95 |
| | 5FL Bath & North East Somerset PCT | 1.7 | 96 | 87 | 96 |
| | 5QN Bournemouth & Poole PCT | 3.3 | 96 | 85 | 96 |
| | 5QJ Bristol PCT | 5.1 | 93 | 93 | 93 |
| | 5QP Cornwall & Isles of Scilly PCT | 5.0 | 95 | 87 | 95 |
| | 5QQ Devon PCT | 6.8 | 96 | 86 | 94 |
| | 5QM Dorset PCT | 3.5 | 97 | 88 | 97 |
| | 5QH Gloucestershire PCT | 6.1 | 95 | 87 | 95 |
| | 5M8 North Somerset PCT | 2.1 | 97 | 88 | 97 |
| | 5F1 Plymouth Teaching PCT | 2.9 | 97 | 91 | 96 |
| | 5QL Somerset PCT | 5.3 | 95 | 87 | 94 |
| | 5A3 South Gloucestershire PCT | 2.8 | 97 | 90 | 96 |
| | 5K3 Swindon PCT | 2.4 | 97 | 89 | 97 |
| | TAL Torbay Care Trust | 1.4 | 94 | 87 | 94 |
| | 5QK Wiltshire PCT | 5.0 | 98 | 89 | 98 |

⁽¹⁾ 7 PCTs were unable to provide reliable annual data due to ongoing problems relating to the implementation of a new child health system.

Source: COVER

Table 9: Percentage of children immunised by their 5th birthday, by Strategic Health Authority 2006-07

| | | Percentage immunised by their 5th birthday | | | | | | | |
|---|--------------------------|--|-----------|---------|---|---------------|-----------------------------|----|----|
| | | Diphtheria Tetanus, Polio | Pertussis | Hib | Diphtheria Tetanus, Polio, Pertussis | MMR | MenC | | |
| | | Primary | Primary | Primary | Booster | first dose | first and second dose | | |
| Number of children aged 5 (thousands) (=100%) | | | | | | | | | |
| England | ⁽¹⁾ | 528.9 | 93 | 93 | 93 | 79 | 86 | 73 | 92 |
| Q30 | North East | 26.5 | 96 | 95 | 96 | 85 | 88 | 80 | 96 |
| Q31 | North West | 75.4 | 95 | 95 | 95 | 83 | 89 | 77 | 95 |
| Q32 | Yorkshire and the Humber | 56.0 | 94 | 94 | 94 | 80 | 90 | 77 | 93 |
| Q33 | East Midlands | 41.5 | 96 | 95 | 95 | 83 | 90 | 77 | 95 |
| Q34 | West Midlands | 55.7 | 96 | 95 | 95 | 85 | 89 | 79 | 95 |
| Q35 | East of England | 61.2 | 94 | 93 | 93 | 82 | 84 | 74 | 93 |
| Q36 | London ⁽¹⁾ | 70.9 | 85 | 85 | 84 | 56 | 76 | 52 | 81 |
| Q37 | South East Coast | 46.9 | 92 | 92 | 92 | 82 | 82 | 71 | 92 |
| Q38 | South Central | 43.7 | 92 | 92 | 92 | 81 | 86 | 73 | 90 |
| Q39 | South West | 51.1 | 96 | 96 | 95 | 86 | 88 | 78 | 94 |

⁽¹⁾ 7 PCTs were unable to provide reliable annual data due to ongoing problems relating to the implementation of a new child health system.

Source: COVER

Table 9a: Percentage of children immunised by their 5th birthday, by Primary Care Trust 2006-07

| | | Percentage immunised by their 5th birthday | | | | | | | |
|---------------------------|--|---|---------------------------|-----------|---------|--------------------------------------|------------|-----------------------|------|
| | | Number of children aged 5 (thousands) (=100%) | Diphtheria Tetanus, Polio | Pertussis | Hib | Diphtheria Tetanus, Polio, Pertussis | MMR | | MenC |
| | | | Primary | Primary | Primary | Booster | first dose | first and second dose | |
| England ⁽¹⁾⁽²⁾ | | 528.9 | 93 | 93 | 93 | 79 | 86 | 73 | 92 |
| Q30 | North East | 26.5 | 96 | 95 | 96 | 85 | 88 | 80 | 96 |
| | 5ND County Durham PCT | 4.9 | 97 | 96 | 97 | 90 | 91 | 84 | 96 |
| | 5J9 Darlington PCT | 1.0 | 98 | 97 | 97 | 89 | 91 | 81 | 97 |
| | 5KF Gateshead PCT | 2.1 | 94 | 94 | 94 | 72 | 64 | 64 | 94 |
| | 5D9 Hartlepool PCT | 1.0 | 95 | 94 | 94 | 87 | 90 | 79 | 94 |
| | 5KM Middlesbrough PCT | see below | | | | | | | |
| | 5D7 Newcastle PCT | 3.1 | 89 | 89 | 89 | 74 | 81 | 72 | 89 |
| | 5E1 North Tees PCT | 2.0 | 97 | 97 | 97 | 89 | 94 | 83 | 96 |
| | 5D8 North Tyneside PCT | 1.8 | 97 | 97 | 97 | 88 | 93 | 79 | 97 |
| | TAC Northumberland Care Trust | 3.3 | 98 | 97 | 98 | 92 | 94 | 87 | 98 |
| | 5QR Redcar & Cleveland PCT | see below | | | | | | | |
| | 5KG South Tyneside PCT | 1.5 | 98 | 98 | 98 | 89 | 93 | 82 | 98 |
| | 5KL Sunderland Teaching PCT | 2.7 | 97 | 97 | 97 | 85 | 90 | 80 | 98 |
| | Middlesbrough PCT and Redcar & Cleveland PCT | 3.1 | 97 | 96 | 97 | 83 | 90 | 82 | 96 |
| Q31 | North West | 75.4 | 95 | 95 | 95 | 83 | 89 | 77 | 95 |
| | 5HG Ashton, Leigh & Wigan PCT | 3.5 | 96 | 95 | 95 | 89 | 89 | 82 | 96 |
| | 5CC Blackburn with Darwen PCT | 2.2 | 96 | 96 | 96 | 79 | 91 | 77 | 95 |
| | 5HP Blackpool PCT | 1.4 | 96 | 96 | 96 | 85 | 89 | 79 | 94 |
| | 5HQ Bolton PCT | 3.3 | 97 | 97 | 97 | 90 | 92 | 83 | 97 |
| | 5JX Bury PCT | 2.2 | 97 | 97 | 97 | 88 | 90 | 80 | 97 |
| | 5NP Central & Eastern Cheshire PCT | 4.7 | 96 | 95 | 96 | 85 | 87 | 78 | 95 |
| | 5NG Central Lancashire PCT | 4.8 | 97 | 96 | 96 | 86 | 90 | 80 | 95 |
| | 5NE Cumbria PCT | 4.8 | 97 | 96 | 97 | 90 | 91 | 84 | 96 |
| | 5NH East Lancashire PCT | 4.1 | 92 | 91 | 92 | 77 | 89 | 73 | 92 |
| | 5NM Halton & St Helens PCT | 3.3 | 96 | 96 | 96 | 81 | 87 | 76 | 95 |
| | 5NQ Heywood, Middleton & Rochdale PCT | 2.5 | 97 | 97 | 96 | 85 | 92 | 80 | 96 |
| | 5J4 Knowsley PCT | 1.7 | 94 | 93 | 93 | 73 | 85 | 69 | 92 |
| | 5NL Liverpool PCT | 4.6 | 96 | 96 | 95 | 70 | 89 | 65 | 95 |
| | 5NT Manchester PCT | 5.3 | 92 | 91 | 88 | 74 | 88 | 65 | 89 |
| | 5NF North Lancashire PCT | 2.9 | 97 | 96 | 96 | 88 | 89 | 81 | 95 |
| | 5J5 Oldham PCT | 3.0 | 97 | 97 | 97 | 84 | 92 | 80 | 96 |
| | 5F5 Salford PCT | 2.5 | 94 | 93 | 93 | 83 | 89 | 77 | 93 |
| | 5NJ Sefton PCT | 2.4 | 95 | 95 | 95 | 82 | 89 | 75 | 95 |
| | 5F7 Stockport PCT | 2.7 | 98 | 98 | 98 | 88 | 94 | 83 | 98 |
| | 5LH Tameside & Glossop PCT | 2.8 | 96 | 95 | 96 | 83 | 91 | 78 | 96 |
| | 5NR Trafford PCT | 2.5 | 96 | 95 | 96 | 88 | 89 | 83 | 95 |
| | 5J2 Warrington PCT | 2.4 | 89 | 88 | 89 | 79 | 81 | 70 | 88 |
| | 5NN Western Cheshire PCT | 2.4 | 96 | 96 | 96 | 87 | 86 | 80 | 96 |
| | 5NK Wirral PCT | 3.4 | 95 | 94 | 95 | 85 | 90 | 77 | 93 |
| Q32 | Yorkshire & the Humber | 56.0 | 94 | 94 | 94 | 80 | 90 | 77 | 93 |
| | 5JE Barnsley PCT | 2.3 | 99 | 98 | 99 | 90 | 94 | 85 | 98 |
| | 5NY Bradford & Airedale PCT | 7.3 | 95 | 95 | 94 | 87 | 94 | 85 | 95 |
| | 5J6 Calderdale PCT | 2.5 | 93 | 93 | 92 | 77 | 89 | 73 | 92 |
| | 5N5 Doncaster PCT | 3.2 | 96 | 95 | 95 | 81 | 92 | 78 | 95 |
| | 5NW East Riding of Yorkshire PCT | 2.9 | 96 | 96 | 96 | 84 | 90 | 78 | 96 |
| | 5NX Hull PCT | 2.9 | 95 | 94 | 94 | 82 | 92 | 78 | 94 |
| | 5N2 Kirklees PCT | 4.9 | 97 | 96 | 95 | 82 | 92 | 80 | 96 |
| | 5N1 Leeds PCT | 7.4 | 92 | 92 | 91 | 73 | 86 | 71 | 91 |
| | 5AN North East Lincolnshire PCT | 1.8 | 97 | 96 | 97 | 87 | 91 | 80 | 96 |
| | 5EF North Lincolnshire PCT | 1.7 | 96 | 95 | 95 | 88 | 90 | 82 | 97 |
| | 5NV North Yorkshire & York PCT | 7.3 | 91 | 91 | 90 | 79 | 87 | 75 | 88 |
| | 5H8 Rotherham PCT | 2.8 | 93 | 93 | 93 | 69 | 86 | 67 | 93 |
| | 5N4 Sheffield PCT | 5.5 | 95 | 95 | 95 | 76 | 92 | 72 | 93 |
| | 5N3 Wakefield District PCT | 3.6 | 94 | 94 | 94 | 78 | 90 | 76 | 96 |
| Q33 | East Midlands | 41.5 | 96 | 95 | 95 | 83 | 90 | 77 | 95 |
| | 5ET Bassetlaw PCT | 1.1 | 95 | 95 | 95 | 83 | 90 | 77 | 97 |
| | 5N7 Derby City PCT | 3.1 | 96 | 96 | 95 | 80 | 92 | 76 | 97 |
| | 5N6 Derbyshire County PCT | 6.4 | 98 | 98 | 98 | 88 | 92 | 84 | 98 |
| | 5PC Leicester City PCT | 4.0 | 97 | 96 | 96 | 86 | 93 | 83 | 96 |
| | 5PA Leicestershire County & Rutland PCT | 6.7 | 98 | 98 | 98 | 92 | 93 | 86 | 98 |
| | 5N9 Lincolnshire PCT | 6.7 | 93 | 93 | 92 | 78 | 85 | 63 | 89 |
| | 5PD Northamptonshire PCT | 7.0 | 94 | 93 | 94 | 83 | 89 | 77 | 93 |
| | 5EM Nottingham City PCT | 3.3 | 92 | 92 | 86 | 68 | 86 | 64 | 92 |
| | 5N8 Nottinghamshire County PCT | 3.1 | 97 | 97 | 97 | 86 | 91 | 82 | 97 |
| Q34 | West Midlands | 55.7 | 96 | 95 | 95 | 85 | 89 | 79 | 95 |
| | 5PG Birmingham East & North PCT | 4.9 | 95 | 95 | 94 | 80 | 91 | 75 | 94 |
| | 5MD Coventry Teaching PCT | 3.4 | 91 | 91 | 89 | 79 | 87 | 72 | 90 |
| | 5PE Dudley PCT | 3.2 | 96 | 96 | 96 | 87 | 88 | 79 | 96 |
| | 5MX Heart of Birmingham Teaching PCT | 4.5 | 94 | 94 | 92 | 86 | 94 | 84 | 93 |
| | 5CN Herefordshire PCT | 1.7 | 95 | 94 | 94 | 85 | 86 | 76 | 93 |
| | 5PH North Staffordshire PCT | 2.0 | 99 | 98 | 97 | 95 | 91 | 88 | 97 |
| | 5PF Sandwell PCT | 3.6 | 96 | 95 | 95 | 82 | 91 | 76 | 95 |
| | 5M2 Shropshire County PCT | 2.8 | 97 | 97 | 96 | 89 | 89 | 81 | 96 |
| | TAM Solihull Care Trust | 2.2 | 93 | 93 | 94 | 84 | 85 | 80 | 94 |
| | 5M1 South Birmingham PCT | 3.5 | 95 | 94 | 94 | 80 | 90 | 73 | 94 |
| | 5PK South Staffordshire PCT | 6.0 | 97 | 97 | 97 | 91 | 89 | 83 | 97 |
| | 5PJ Stoke on Trent PCT | 2.8 | 97 | 97 | 94 | 92 | 93 | 89 | 95 |
| | 5MK Telford & Wrekin PCT | 1.9 | 98 | 97 | 95 | 87 | 90 | 80 | 96 |
| | 5M3 Walsall Teaching PCT | 3.3 | 96 | 96 | 96 | 82 | 90 | 76 | 95 |
| | 5PM Warwickshire PCT | 5.4 | 96 | 96 | 96 | 86 | 88 | 78 | 95 |
| | 5MV Wolverhampton City PCT | 3.0 | 95 | 94 | 93 | 79 | 88 | 74 | 94 |
| | 5PL Worcestershire PCT | 1.4 | 95 | 95 | 95 | 84 | 88 | 77 | 95 |

Table 9a: Percentage of children immunised by their 5th birthday, by Primary Care Trust 2006-07

| | | Percentage immunised by their 5th birthday | | | | | | | |
|---------------------------|--|---|---------------------------|-----------|---------|--------------------------------------|------------|-----------------------|----|
| | | Number of children aged 5 (thousands) (=100%) | Diphtheria Tetanus, Polio | Pertussis | Hib | Diphtheria Tetanus, Polio, Pertussis | MMR | MenC | |
| | | | Primary | Primary | Primary | Booster | first dose | first and second dose | |
| England ⁽¹⁾⁽²⁾ | | 528.9 | 93 | 93 | 93 | 79 | 86 | 73 | 92 |
| Q35 | East of England | 61.2 | 94 | 93 | 93 | 82 | 84 | 74 | 93 |
| | 5P2 Bedfordshire PCT | 4.8 | 93 | 93 | 92 | 80 | 83 | 71 | 91 |
| | 5FP Cambridgeshire PCT | 5.9 | 93 | 92 | 92 | 85 | 82 | 77 | 92 |
| | 5P3 East & North Hertfordshire PCT | 6.9 | 95 | 94 | 94 | 80 | 80 | 70 | 94 |
| | 5PR Great Yarmouth & Waveney PCT | 2.2 | 94 | 94 | 94 | 80 | 90 | 76 | 95 |
| | 5GC Luton PCT | 2.7 | 88 | 88 | 87 | 69 | 83 | 61 | 80 |
| | 5PX Mid Essex PCT | 4.1 | 95 | 95 | 95 | 88 | 83 | 79 | 95 |
| | 5PQ Norfolk PCT | 6.7 | 96 | 95 | 95 | 83 | 88 | 76 | 95 |
| | 5PW North East Essex PCT | 3.1 | 91 | 91 | 90 | 81 | 82 | 76 | 91 |
| | 5PN Peterborough PCT | 2.5 | 96 | 96 | 94 | 88 | 90 | 84 | 95 |
| | 5P1 South East Essex PCT | 3.7 | 94 | 93 | 94 | 81 | 83 | 73 | 96 |
| | 5PY South West Essex PCT | 4.9 | 93 | 93 | 93 | 77 | 82 | 70 | 94 |
| | 5PT Suffolk PCT | 3.8 | 94 | 93 | 93 | 80 | 85 | 73 | 94 |
| | 5PV West Essex PCT | 3.1 | 93 | 93 | 93 | 83 | 88 | 73 | 87 |
| | 5P4 West Hertfordshire PCT | 6.7 | 95 | 94 | 94 | 84 | 81 | 75 | 95 |
| Q36 | London ⁽¹⁾⁽²⁾ | 70.9 | 85 | 85 | 84 | 56 | 76 | 52 | 81 |
| | 5C2 Barking & Dagenham PCT | <i>see below</i> | | | | | | | |
| | 5A9 Barnet PCT | 4.2 | 88 | 87 | 87 | 67 | 76 | 60 | 80 |
| | TAK Bexley Care Trust | 2.6 | 84 | 83 | 86 | 66 | 70 | 50 | 84 |
| | 5K5 Brent Teaching PCT ⁽²⁾ | 4.0 | 81 | 80 | 79 | .. | 76 | .. | 75 |
| | 5A7 Bromley PCT | 3.5 | 89 | 89 | 89 | 57 | 74 | 46 | 87 |
| | 5K7 Camden PCT ⁽¹⁾ | .. | .. | .. | .. | .. | .. | .. | .. |
| | 5C3 City & Hackney Teaching PCT ⁽¹⁾ | .. | .. | .. | .. | .. | .. | .. | .. |
| | 5K9 Croydon PCT | 4.2 | 90 | 90 | 90 | 66 | 85 | 59 | 88 |
| | 5HX Ealing PCT | 4.1 | 86 | 86 | 69 | 63 | 74 | 62 | 71 |
| | 5C1 Enfield PCT | 3.6 | 80 | 80 | 83 | 48 | 72 | 45 | 79 |
| | 5A8 Greenwich Teaching PCT | 2.8 | 78 | 78 | 78 | 43 | 65 | 39 | 76 |
| | 5H1 Hammersmith & Fulham PCT | 1.7 | 93 | 93 | 93 | 67 | 79 | 62 | 89 |
| | 5C9 Haringey Teaching PCT ⁽¹⁾ | .. | .. | .. | .. | .. | .. | .. | .. |
| | 5K6 Harrow PCT | 2.0 | 95 | 94 | 94 | 76 | 89 | 69 | 93 |
| | 5A4 Havering PCT | <i>see below</i> | | | | | | | |
| | 5AT Hillingdon PCT | 3.2 | 88 | 88 | 88 | 72 | 83 | 62 | 87 |
| | 5HY Hounslow PCT | 2.5 | 91 | 89 | 89 | 69 | 81 | 64 | 84 |
| | 5K8 Islington PCT ⁽¹⁾ | .. | .. | .. | .. | .. | .. | .. | .. |
| | 5LA Kensington & Chelsea PCT | 1.1 | 85 | 85 | 80 | 37 | 68 | 39 | 74 |
| | 5A5 Kingston PCT | 1.5 | 87 | 87 | 88 | 73 | 84 | 75 | 87 |
| | 5LD Lambeth PCT | 3.6 | 85 | 85 | 85 | 47 | 71 | 44 | 82 |
| | 5LF Lewisham PCT | 3.1 | 86 | 86 | 86 | 52 | 71 | 48 | 84 |
| | 5C5 Newham PCT | 4.5 | 77 | 77 | 77 | 35 | 78 | 41 | 72 |
| | 5NA Redbridge PCT ⁽¹⁾ | .. | .. | .. | .. | .. | .. | .. | .. |
| | 5M6 Richmond & Twickenham PCT | 2.0 | 86 | 86 | 87 | 65 | 73 | 61 | 82 |
| | 5LE Southwark PCT | 2.5 | 80 | 80 | 80 | 49 | 68 | 47 | 77 |
| | 5M7 Sutton & Merton PCT | 4.3 | 83 | 83 | 82 | 73 | 77 | 68 | 80 |
| | 5C4 Tower Hamlets PCT ⁽¹⁾ | .. | .. | .. | .. | .. | .. | .. | .. |
| | 5NC Waltham Forest PCT ⁽¹⁾ | .. | .. | .. | .. | .. | .. | .. | .. |
| | 5LG Wandsworth PCT | 3.4 | 69 | 68 | 66 | 49 | 63 | 50 | 71 |
| | 5LC Westminster PCT | 1.4 | 90 | 90 | 90 | 59 | 82 | 59 | 84 |
| | Barking & Dagenham PCT and Havering PCT | 5.3 | 91 | 91 | 91 | 66 | 82 | 60 | 91 |
| Q37 | South East Coast | 46.9 | 92 | 92 | 92 | 82 | 82 | 71 | 92 |
| | 5LQ Brighton & Hove City PCT | 2.6 | 88 | 88 | 89 | 71 | 75 | 60 | 87 |
| | 5P7 East Sussex Downs & Weald PCT | 3.3 | 95 | 95 | 95 | 88 | 89 | 79 | 94 |
| | 5QA Eastern & Coastal Kent PCT | 7.7 | 95 | 95 | 96 | 86 | 87 | 77 | 95 |
| | 5P8 Hastings & Rother PCT | 1.6 | 94 | 93 | 94 | 87 | 89 | 76 | 94 |
| | 5L3 Medway PCT | 2.9 | 94 | 94 | 95 | 89 | 86 | 79 | 94 |
| | 5P5 Surrey PCT | 13.3 | 86 | 85 | 85 | 70 | 74 | 62 | 85 |
| | 5P9 West Kent PCT | 7.5 | 94 | 94 | 95 | 84 | 82 | 71 | 94 |
| | 5P6 West Sussex PCT | 8.0 | 96 | 96 | 96 | 91 | 89 | 80 | 95 |
| Q38 | South Central | 43.7 | 92 | 92 | 92 | 81 | 86 | 73 | 90 |
| | 5QG Berkshire East PCT | 4.6 | 93 | 92 | 92 | 74 | 87 | 68 | 92 |
| | 5QF Berkshire West PCT | 5.9 | 78 | 77 | 77 | 64 | 74 | 56 | 73 |
| | 5QD Buckinghamshire PCT | 5.3 | 97 | 96 | 96 | 86 | 87 | 75 | 96 |
| | 5QC Hampshire PCT | 12.2 | 94 | 94 | 94 | 87 | 87 | 78 | 94 |
| | 5QT Isle of Wight Healthcare PCT | 1.3 | 94 | 94 | 93 | 81 | 88 | 72 | 90 |
| | 5CQ Milton Keynes PCT | 3.3 | 92 | 91 | 90 | 82 | 86 | 74 | 89 |
| | 5QE Oxfordshire PCT | 6.7 | 96 | 96 | 95 | 86 | 91 | 79 | 93 |
| | 5FE Portsmouth City Teaching PCT | 1.9 | 95 | 95 | 95 | 78 | 90 | 74 | 95 |
| | 5L1 Southampton City PCT | 2.5 | 95 | 95 | 93 | 89 | 91 | 82 | 94 |
| Q39 | South West | 51.1 | 96 | 96 | 95 | 86 | 88 | 78 | 94 |
| | 5FL Bath & North East Somerset PCT | 1.7 | 98 | 97 | 97 | 89 | 88 | 80 | 96 |
| | 5QN Bournemouth & Poole PCT | 3.0 | 97 | 97 | 97 | 82 | 86 | 73 | 95 |
| | 5QJ Bristol PCT | 4.5 | 92 | 92 | 91 | 77 | 86 | 71 | 91 |
| | 5QP Cornwall & Isles of Scilly PCT | 4.9 | 96 | 95 | 95 | 84 | 88 | 76 | 94 |
| | 5QQ Devon PCT | 6.7 | 96 | 95 | 95 | 87 | 87 | 78 | 92 |
| | 5QM Dorset PCT | 3.5 | 97 | 97 | 97 | 89 | 86 | 79 | 96 |
| | 5QH Gloucestershire PCT | 5.9 | 95 | 95 | 94 | 87 | 88 | 77 | 94 |
| | 5M8 North Somerset PCT | 2.1 | 97 | 97 | 97 | 88 | 89 | 80 | 96 |
| | 5F1 Plymouth Teaching PCT | 2.5 | 97 | 97 | 96 | 90 | 93 | 85 | 97 |
| | 5QL Somerset PCT | 5.2 | 95 | 94 | 93 | 84 | 87 | 77 | 93 |
| | 5A3 South Gloucestershire PCT | 2.6 | 97 | 96 | 97 | 90 | 90 | 82 | 96 |
| | 5K3 Swindon PCT | 2.3 | 97 | 97 | 96 | 88 | 90 | 80 | 96 |
| | TAL Torbay Care Trust | 1.2 | 96 | 96 | 95 | 84 | 87 | 77 | 91 |
| | 5QK Wiltshire PCT | 4.9 | 98 | 97 | 97 | 90 | 89 | 81 | 97 |

⁽¹⁾ 7 PCTs were unable to provide reliable annual data due to ongoing problems relating to the implementation of a new child health system.

⁽²⁾ Five year booster data not available for Brent Teaching PCT due to systems problem

Table 10: Number of children receiving BCG vaccinations and reinforcing doses given to school leavers by Strategic Health Authority 2006-07

| England | | | | | thousands | | |
|----------------|--------------------------|------------------|-------------|-------------|---|--------------|--------------|
| | | BCG vaccinations | | | Reinforcing doses given to school leavers | | |
| | | age under 1 | age 1-9 | age 10-15 | Diphtheria | Tetanus | Polio |
| England | | 135.1 | 18.9 | 16.0 | 373.8 | 373.9 | 374.6 |
| Q30 | North East | 1.3 | 0.3 | 0.2 | 21.6 | 21.6 | 21.6 |
| Q31 | North West | 14.4 | 0.8 | 1.2 | 61.2 | 61.2 | 61.2 |
| Q32 | Yorkshire and the Humber | 10.5 | 0.4 | 0.4 | 44.0 | 44.0 | 44.0 |
| Q33 | East Midlands | 6.1 | 0.7 | 0.3 | 26.4 | 26.4 | 26.3 |
| Q34 | West Midlands | 13.3 | 0.6 | 0.8 | 40.7 | 40.7 | 40.6 |
| Q35 | East of England | 7.9 | 11.6 | 6.5 | 42.9 | 42.9 | 42.9 |
| Q36 | London | 63.0 | 2.5 | 3.0 | 34.6 | 34.6 | 34.7 |
| Q37 | South East Coast | 3.4 | 0.8 | 1.1 | 31.9 | 32.0 | 31.8 |
| Q38 | South Central | 12.5 | 0.9 | 0.6 | 30.1 | 30.1 | 31.0 |
| Q39 | South West | 2.6 | 0.2 | 2.0 | 40.4 | 40.4 | 40.4 |

Source: Form KC50

Table 10a: Number of children receiving BCG vaccinations and reinforcing doses given to school leavers by provider 2006-07

| | BCG vaccinations | | | Reinforcing doses given to school leavers | | |
|---|------------------|---------|-----------|---|---------|---------|
| | age under 1 | age 1-9 | age 10-15 | Diphtheria | Tetanus | Polio |
| England | 135,071 | 18,873 | 16,045 | 373,842 | 373,925 | 374,559 |
| Q30 North East | 1,301 | 284 | 229 | 21,645 | 21,640 | 21,638 |
| 5D7 Newcastle PCT | 391 | 40 | 9 | 1,958 | 1,952 | 1,951 |
| 5D8 North Tyneside PCT | - | - | - | - | - | - |
| 5D9 Hartlepool PCT | 106 | 7 | 14 | 953 | 953 | 953 |
| 5E1 North Tees PCT | 217 | 158 | 72 | 1,743 | 1,743 | 1,743 |
| 5J9 Darlington PCT | 50 | 12 | 9 | 860 | 860 | 860 |
| 5KF Gateshead PCT | 99 | 9 | 5 | 1,227 | 1,227 | 1,227 |
| 5KG South Tyneside PCT | 136 | 1 | 4 | 1,220 | 1,220 | 1,220 |
| 5KL Sunderland Teaching PCT | 187 | 1 | 3 | 16 | 16 | 14 |
| 5KM Middlesbrough PCT | - | - | - | 1,084 | 1,084 | 1,084 |
| 5ND County Durham PCT | 60 | 14 | 28 | 4,873 | 4,874 | 4,874 |
| 5QR Redcar & Cleveland PCT | - | - | - | 982 | 982 | 982 |
| RE9 South Tyneside NHS Foundation Trust | - | - | - | - | - | - |
| RLN City Hospitals Sunderland NHS Foundation Trust | - | 41 | 76 | 3,539 | 3,539 | 3,539 |
| RR7 Gateshead Health NHS Trust | - | - | - | - | - | - |
| RTD The Newcastle Upon Tyne Hospitals NHS Trust | - | - | - | - | - | - |
| RTF Northumbria Health Care NHS Trust | - | - | - | - | - | - |
| RTR South Tees Hospitals NHS Trust | - | - | - | - | - | - |
| RVW North Tees and Hartlepool NHS Trust | - | - | - | - | - | - |
| RX3 Tees, Esk and Wear Valleys NHS Trust | - | - | - | - | - | - |
| RX4 Northumberland, Tyne and Wear NHS Trust | - | - | - | - | - | - |
| RX6 North East Ambulance Service NHS Trust | - | - | - | - | - | - |
| RXP County Durham and Darlington Acute Hospitals NHS Trust | - | - | - | - | - | - |
| TAC Northumberland Care Trust | 55 | 1 | 9 | 3,190 | 3,190 | 3,191 |
| Q31 North West | 14,369 | 847 | 1,202 | 61,228 | 61,226 | 61,222 |
| 5CC Blackburn with Darwen PCT | 988 | - | - | 763 | 763 | 763 |
| 5F5 Salford PCT | 217 | 36 | 76 | 2,216 | 2,216 | 2,214 |
| 5F7 Stockport PCT | 171 | 33 | 73 | 1,277 | 1,278 | 1,277 |
| 5HG Ashton, Leigh and Wigan PCT | 151 | 17 | 106 | 2,767 | 2,767 | 2,767 |
| 5HP Blackpool PCT | - | - | - | - | - | - |
| 5HQ Bolton PCT | 1,045 | 49 | 28 | 2,616 | 2,616 | 2,615 |
| 5J2 Warrington PCT | - | - | - | 1,452 | 1,452 | 1,452 |
| 5J4 Knowsley PCT | 15 | 2 | 3 | 1,445 | 1,445 | 1,445 |
| 5J5 Oldham PCT | 988 | 12 | 3 | 3,137 | 3,138 | 3,138 |
| 5JX Bury PCT | 231 | 13 | 7 | 2,020 | 2,020 | 2,020 |
| 5LH Tameside and Glossop PCT | 362 | 9 | 333 | 2,595 | 2,595 | 2,595 |
| 5NE Cumbria PCT | 69 | 76 | 82 | 4,467 | 4,465 | 4,465 |
| 5NF North Lancashire PCT | 179 | 74 | 70 | 4,927 | 4,927 | 4,927 |
| 5NG Central Lancashire PCT | 464 | 143 | 155 | 3,129 | 3,129 | 3,129 |
| 5NH East Lancashire PCT | 1,028 | - | - | 1,297 | 1,297 | 1,297 |
| 5NJ Sefton PCT | - | - | - | 4,127 | 4,127 | 4,127 |
| 5NK Wirral PCT | - | - | - | - | - | - |
| 5NL Liverpool PCT | 780 | - | - | 3,782 | 3,782 | 3,782 |
| 5NM Halton & St Helens PCT | 141 | 7 | 4 | 2,840 | 2,838 | 2,840 |
| 5NN West Cheshire PCT | 105 | 34 | 5 | 1,871 | 1,871 | 1,871 |
| 5NP Central & Eastern Cheshire PCT | 145 | 187 | 11 | 3,052 | 3,052 | 3,052 |
| 5NQ Heywood, Middleton & Rochdale PCT | 756 | 12 | 9 | 1,901 | 1,901 | 1,901 |
| 5NR Trafford PCT | 417 | 35 | 167 | 2,005 | 2,005 | 2,005 |
| 5NT Manchester PCT | 5,229 | 91 | 70 | 2,842 | 2,842 | 2,842 |
| RBL The Wirral Hospital NHS Trust | 134 | 15 | - | 4,700 | 4,700 | 4,698 |
| RBN St Helens and Knowsley Hospitals NHS Trust | - | - | - | - | - | - |
| RBO The Cardiothoracic Centre - Liverpool NHS Trust | - | - | - | - | - | - |
| RBS Royal Liverpool Childrens Hospital NHS Trust | - | - | - | - | - | - |
| RBT The Mid Cheshire Hospital NHS Trust | - | - | - | - | - | - |
| RBV Christie Hospital NHS Trust | - | - | - | - | - | - |
| REM Aintree Hospitals NHS Trust | - | - | - | - | - | - |
| REN Clatterbridge Centre for Oncology NHS Trust | - | - | - | - | - | - |
| REP Liverpool Women's NHS Foundation Trust | - | - | - | - | - | - |
| RET Walton Centre for Neurology and Neurosurgery NHS Trust | 702 | - | - | - | - | - |
| RJN East Cheshire NHS Trust | - | - | - | - | - | - |
| RJR Countess of Chester Hospital NHS Foundation Trust | - | - | - | - | - | - |
| RJX Calderstones NHS Trust | - | - | - | - | - | - |
| RM2 South Manchester University Hospitals NHS Trust | - | - | - | - | - | - |
| RM3 Salford Royal Hospitals NHS Trust | - | - | - | - | - | - |
| RM4 Trafford Healthcare NHS Trust | - | - | - | - | - | - |
| RMC Bolton Hospitals NHS Trust | - | - | - | - | - | - |
| RMP Tameside and Glossop Acute Services NHS Trust | - | - | - | - | - | - |
| RNL North Cumbria Acute Hospitals NHS Trust | - | - | - | - | - | - |
| RNN North Cumbria Mental Health and Learning Disabilities NHS Trust | - | - | - | - | - | - |
| RQ6 Royal Liverpool and Broadgreen University Hospitals NHS Trust | - | - | - | - | - | - |
| RRF Wrightington, Wigan & Leigh NHS Trust | - | - | - | - | - | - |
| RT2 Pennine Care NHS Trust | - | - | - | - | - | - |
| RTV 5 Boroughs Partnership NHS Trust | - | - | - | - | - | - |
| RTX Morecambe Bay Hospitals NHS Trust | - | - | - | - | - | - |
| RVY Southport and Ormskirk Hospital NHS Trust | 52 | 2 | - | - | - | - |
| RW3 Central Manchester and Manchester Children's University Hospitals NHS Trust | - | - | - | - | - | - |
| RW4 Mersey Care NHS Trust | - | - | - | - | - | - |
| RW5 Lancashire Care NHS Trust | - | - | - | - | - | - |
| RW6 Pennine Acute Hospitals NHS Trust | - | - | - | - | - | - |
| RWJ Stockport NHS Trust | - | - | - | - | - | - |
| RWW North Cheshire Hospitals NHS Trust | - | - | - | - | - | - |
| RX7 North West Ambulance Service NHS Trust | - | - | - | - | - | - |
| RXA Cheshire and Wirral Partnership NHS Trust | - | - | - | - | - | - |
| RXL Blackpool, Fylde and Wyre Hospitals NHS Trust | - | - | - | - | - | - |
| RXN Lancashire Teaching Hospitals NHS Foundation Trust | - | - | - | - | - | - |
| RXR East Lancashire Hospitals NHS Trust | - | - | - | - | - | - |
| RXV Bolton, Salford and Trafford Mental Health NHS Trust | - | - | - | - | - | - |
| TAE Manchester Mental Health and Social Care Trust | - | - | - | - | - | - |

Table 10a: Number of children receiving BCG vaccinations and reinforcing doses given to school leavers by provider 2006-07

| | BCG vaccinations | | | Reinforcing doses given to school leavers | | |
|---|------------------|---------|-----------|---|---------|---------|
| | age under 1 | age 1-9 | age 10-15 | Diphtheria | Tetanus | Polio |
| England | 135,071 | 18,873 | 16,045 | 373,842 | 373,925 | 374,559 |
| Q32 Yorkshire and The Humber | 10,537 | 359 | 428 | 44,017 | 44,032 | 43,995 |
| 5AN North East Lincolnshire PCT | 98 | - | - | 959 | 959 | 959 |
| 5EF North Lincolnshire PCT | 87 | 13 | - | 2,707 | 2,707 | 2,707 |
| 5H8 Rotherham PCT | 387 | 12 | - | 2,599 | 2,599 | 2,599 |
| 5J6 Calderdale PCT | 334 | 12 | 59 | 3,350 | 3,353 | 3,338 |
| 5JE Barnsley PCT | 50 | - | - | 2,317 | 2,317 | 2,317 |
| 5N1 Leeds PCT | 1,729 | 86 | 141 | 5,260 | 5,261 | 5,260 |
| 5N2 Kirkstall PCT | 1,747 | 125 | 88 | 2,823 | 2,824 | 2,819 |
| 5N3 Wakefield District PCT | 254 | - | - | 1,269 | 1,269 | 1,269 |
| 5N4 Sheffield PCT | 1,322 | 3 | 1 | 5,240 | 5,242 | 5,242 |
| 5N5 Doncaster PCT | - | - | - | - | - | - |
| 5NV North Yorkshire & York PCT | 39 | 58 | 127 | 5,545 | 5,549 | 5,543 |
| 5NW East Riding of Yorkshire PCT | 64 | 9 | 4 | 2,061 | 2,061 | 2,061 |
| 5NX Hull Teaching PCT | 257 | 22 | 8 | 2,561 | 2,561 | 2,561 |
| 5NY Bradford & Airedale Teaching PCT | 3,904 | 19 | - | 4,237 | 4,241 | 4,231 |
| RAE Bradford Teaching Hospitals NHS Foundation Trust | - | - | - | - | - | - |
| RCB York Hospitals NHS Trust | - | - | - | - | - | - |
| RCC Scarborough and North East Yorkshire Health Care NHS Trust | - | - | - | - | - | - |
| RCD Harrogate and District NHS Foundation Trust | - | - | - | - | - | - |
| RCF Airedale NHS Trust | - | - | - | - | - | - |
| RCU Sheffield Children's Hospital NHS Trust | - | - | - | - | - | - |
| RFF Barnsley Hospital NHS Foundation Trust | - | - | - | - | - | - |
| RFR The Rotherham NHS Foundation Trust | - | - | - | - | - | - |
| RGD Leeds Mental Health Teaching NHS Trust | - | - | - | - | - | - |
| RHQ Sheffield Teaching Hospitals NHS Foundation Trust | - | - | - | - | - | - |
| RJL Northern Lincolnshire & Goole Hospitals NHS Trust | - | - | - | - | - | - |
| RP5 Doncaster and Bassetlaw Hospitals NHS Trust | 265 | - | - | 3,089 | 3,089 | 3,089 |
| RR8 Leeds Teaching Hospitals NHS Trust | - | - | - | - | - | - |
| RV9 Humber Mental Health Teaching NHS Trust | - | - | - | - | - | - |
| RWA Hull and East Yorkshire Hospitals NHS Trust | - | - | - | - | - | - |
| RWY Calderdale and Huddersfield NHS Trust | - | - | - | - | - | - |
| RX8 Yorkshire Ambulance Service NHS Trust | - | - | - | - | - | - |
| RXE Doncaster and South Humber Healthcare NHS Trust | - | - | - | - | - | - |
| RXF Mid Yorkshire Hospitals NHS Trust | - | - | - | - | - | - |
| RXG South West Yorkshire Mental Health NHS Trust | - | - | - | - | - | - |
| TAD Bradford District Care Trust | - | - | - | - | - | - |
| TAH Sheffield Care Trust | - | - | - | - | - | - |
| Q33 East Midlands | 6,148 | 722 | 304 | 26,410 | 26,426 | 26,321 |
| SEM Nottingham City PCT | 1,128 | - | - | 1,546 | 1,546 | 1,546 |
| 5ET Bassetlaw PCT | 22 | 4 | 13 | 1,013 | 1,013 | 1,003 |
| 5N6 Derbyshire County PCT | 85 | 6 | 102 | 1,820 | 1,821 | 1,758 |
| 5N7 Derby City PCT | 687 | 40 | 165 | 1,393 | 1,408 | 1,381 |
| 5N8 Nottinghamshire County Teaching PCT | 390 | 20 | 10 | 3,085 | 3,085 | 3,081 |
| 5N9 Lincolnshire Teaching PCT | 9 | - | - | - | - | - |
| 5PA Leicestershire County & Rutland PCT | 471 | 250 | 8 | 7,435 | 7,435 | 7,435 |
| 5PC Leicester City Teaching PCT | 1,560 | 302 | 6 | 3,178 | 3,178 | 3,179 |
| 5PD Northamptonshire Teaching PCT | 967 | 100 | - | 4,895 | 4,895 | 4,895 |
| RFS Chesterfield Royal Hospital NHS Foundation Trust | 20 | - | - | - | - | - |
| RHA Nottinghamshire Healthcare NHS Trust | - | - | - | - | - | - |
| RK5 Sherwood Forest Hospitals NHS Trust | - | - | - | - | - | - |
| RNQ Kettering General Hospital NHS Trust | - | - | - | - | - | - |
| RNS Northampton General Hospital NHS Trust | 809 | - | - | 2,045 | 2,045 | 2,043 |
| RP1 Northamptonshire Healthcare NHS Trust | - | - | - | - | - | - |
| RP7 Lincolnshire Healthcare NHS Trust | - | - | - | - | - | - |
| RT5 Leicestershire Partnership NHS Trust | - | - | - | - | - | - |
| RTG Derby Hospitals NHS Foundation Trust | - | - | - | - | - | - |
| RWD The United Lincolnshire Hospitals NHS Trust | - | - | - | - | - | - |
| RWE University Hospitals of Leicester NHS Trust | - | - | - | - | - | - |
| RX1 Nottingham University Hospitals NHS Trust | - | - | - | - | - | - |
| RX9 East Midlands Ambulance Service NHS Trust | - | - | - | - | - | - |
| RXM Derbyshire Mental Health Services NHS Trust | - | - | - | - | - | - |
| Q34 West Midlands | 13,347 | 564 | 772 | 40,667 | 40,666 | 40,636 |
| 5CN Herefordshire PCT | 42 | 4 | 2 | 1,855 | 1,855 | 1,855 |
| 5M1 South Birmingham PCT | - | - | - | - | - | - |
| 5M2 Shropshire County PCT | 78 | 32 | 62 | 2,618 | 2,618 | 2,608 |
| 5M3 Walsall Teaching PCT | 899 | 1 | 1 | 1,908 | 1,903 | 1,902 |
| 5MD Coventry Teaching PCT | 1,505 | 63 | - | 660 | 660 | 660 |
| 5MK Telford and Wrekin PCT | 204 | 22 | 30 | 1,623 | 1,623 | 1,613 |
| 5MV Wolverhampton City PCT | 1,238 | 22 | 15 | 1,300 | 1,300 | 1,299 |
| 5MX Heart Of Birmingham Teaching PCT | 3,908 | - | - | 864 | 864 | 864 |
| 5PE Dudley PCT | 610 | 6 | 206 | 2,565 | 2,565 | 2,565 |
| 5PF Sandwell PCT | 1,213 | 32 | 55 | 1,115 | 1,115 | 1,115 |
| 5PG Birmingham East & North PCT | 2,320 | - | 211 | 1,387 | 1,387 | 1,387 |
| 5PH North Staffordshire PCT | - | - | - | - | - | - |
| 5PJ Stoke on Trent Teaching PCT | - | - | - | - | - | - |
| 5PK South Staffordshire PCT | - | - | - | - | - | - |
| 5PL Worcestershire PCT | - | - | - | - | - | - |
| 5PM Warwickshire PCT | 435 | 57 | 78 | 6,216 | 6,216 | 6,217 |
| RB7 Staffordshire Ambulance Service | - | - | - | - | - | - |
| RBK Walsall Hospitals NHS Trust | - | - | - | - | - | - |
| RJC South Warwickshire General Hospitals NHS Trust | - | - | - | - | - | - |
| RJD Mid Staffordshire General Hospitals NHS Trust | - | - | - | - | - | - |
| RJE University Hospital of North Staffordshire NHS Trust | - | - | - | - | - | - |
| RJF Burton Hospitals NHS Trust | - | - | - | - | - | - |
| RJH Good Hope Hospital NHS Trust | - | - | - | - | - | - |
| RKB University Hospitals Coventry and Warwickshire NHS Trust | - | - | - | - | - | - |
| RL1 Robert Jones and Agnes Hunt Orthopaedic and District Hospital NHS Trust | - | - | - | - | - | - |
| RL4 The Royal Wolverhampton Hospitals NHS Trust | - | - | - | - | - | - |
| RLQ Hereford Hospitals NHS Trust | - | - | - | - | - | - |
| RLT The George Eliot Hospital NHS Trust | - | - | - | - | - | - |
| RLU Birmingham Women's Healthcare NHS Trust | - | - | - | - | - | - |
| RLY North Staffordshire Combined Healthcare NHS Trust | 65 | 34 | 66 | 5,424 | 5,424 | 5,424 |
| RNA Dudley Group of Hospitals NHS Trust | - | - | - | - | - | - |
| RQ3 Birmingham Children's Hospital NHS Trust | - | - | - | - | - | - |
| RR1 Heart of England NHS Foundation Trust | - | - | - | - | - | - |
| RRE South Staffordshire Healthcare NHS Trust | 402 | 265 | 31 | 9,157 | 9,159 | 9,153 |
| RRJ Royal Orthopaedic Hospital NHS Trust | - | - | - | - | - | - |
| RRK University Hospital Birmingham NHS Foundation Trust | - | - | - | - | - | - |
| RWP Worcestershire Acute Hospitals NHS Trust | - | - | - | - | - | - |
| RWQ Worcestershire Mental Health Partnership NHS Trust | - | - | - | - | - | - |
| RXK Sandwell and West Birmingham Hospitals NHS Trust | - | - | - | - | - | - |
| RXT Birmingham and Solihull Mental Health NHS Trust | - | - | - | - | - | - |
| RXW Shrewsbury and Telford Hospital NHS Trust | - | - | - | - | - | - |
| RYA West Midlands Ambulance Service NHS Trust | - | - | - | - | - | - |
| TAJ Sandwell Mental Health NHS and Social Care Trust | - | - | - | - | - | - |
| TAM Solihull Care Trust | 255 | 4 | 6 | 343 | 344 | 342 |

Table 10a: Number of children receiving BCG vaccinations and reinforcing doses given to school leavers by provider 2006-07

| | BCG vaccinations | | | Reinforcing doses given to school leavers | | |
|---|------------------|---------|-----------|---|---------|---------|
| | age under 1 | age 1-9 | age 10-15 | Diphtheria | Tetanus | Polio |
| England | 135,071 | 18,873 | 16,045 | 373,842 | 373,925 | 374,559 |
| Q35 East of England | 7,864 | 11,565 | 6,462 | 42,855 | 42,871 | 42,854 |
| 5G3 Luton PCT | 1,214 | 7,460 | 4,021 | 2,807 | 2,809 | 2,824 |
| 5P1 South East Essex PCT | 283 | 3 | - | 3,355 | 3,357 | 3,349 |
| 5P2 Bedfordshire PCT | 493 | 3,623 | 1,986 | 2,013 | 2,015 | 2,025 |
| 5P3 East & North Hertfordshire PCT | 369 | 14 | 1 | 4,230 | 4,230 | 4,229 |
| 5P4 West Hertfordshire PCT | 830 | 68 | 370 | 5,029 | 5,029 | 5,029 |
| 5PN Peterborough PCT | 913 | 19 | 4 | 83 | 83 | 86 |
| 5PF Cambridgeshire PCT | 579 | 36 | 13 | 73 | 73 | 73 |
| 5PD Norfolk PCT | 441 | 61 | 18 | 3,222 | 3,223 | 3,221 |
| 5PR Great Yarmouth & Waveney Teaching PCT | 313 | 25 | 2 | 1,461 | 1,461 | 1,458 |
| 5PT Suffolk PCT | 276 | 27 | 2 | 2,352 | 2,354 | 2,327 |
| 5PV West Essex PCT | 253 | 4 | 19 | 1,933 | 1,933 | 1,933 |
| 5PW North East Essex PCT | 128 | 21 | 1 | 3,576 | 3,583 | 3,579 |
| 5PX Mid Essex PCT | 225 | 9 | 11 | 4,691 | 4,691 | 4,691 |
| 5PY South West Essex Teaching PCT | 622 | 163 | - | 7,256 | 7,256 | 7,256 |
| RAJ Southend Hospital NHS Trust | - | - | - | - | - | - |
| RC1 Bedford Hospital NHS Trust | - | - | - | - | - | - |
| RC9 Luton and Dunstable Hospital NHS Trust | - | - | - | - | - | - |
| RCX The Queen Elizabeth Hospital King's Lynn NHS Trust | - | - | - | - | - | - |
| RDD Basildon and Thurrock General Hospital NHS Trust | - | - | - | - | - | - |
| RDE Essex Rivers Healthcare NHS Trust | - | - | - | - | - | - |
| RGM Papworth Hospital NHS Foundation Trust | - | - | - | - | - | - |
| RGN Peterborough and Stamford Hospitals NHS Foundation Trust | - | - | - | - | - | - |
| RGP James Paget Healthcare NHS Trust | - | - | - | 774 | 774 | 774 |
| RGQ Ipswich Hospital NHS Trust | 203 | 32 | 14 | - | - | - |
| RGR West Suffolk Hospitals NHS Trust | - | - | - | - | - | - |
| RGT Cambridge University Hospitals NHS Foundation Trust | 722 | - | - | - | - | - |
| RMI Norfolk and Norwich Health Care NHS Trust | - | - | - | - | - | - |
| RMV Norfolk and Waveney Mental Health Partnership NHS Trust | - | - | - | - | - | - |
| RQ8 Mid Essex Hospital Services NHS Trust | - | - | - | - | - | - |
| RQO Hinchbrook Healthcare NHS Trust | - | - | - | - | - | - |
| RQW The Princess Alexandra Hospital NHS Trust | - | - | - | - | - | - |
| RRD North Essex Mental Health Partnership NHS Trust | - | - | - | - | - | - |
| RT1 Cambridgeshire and Peterborough Mental Health Partnership NHS Trust | - | - | - | - | - | - |
| RT6 Suffolk Mental Health Partnership NHS Trust | - | - | - | - | - | - |
| RV7 Bedfordshire and Luton Mental Health and Social Care NHS Trust | - | - | - | - | - | - |
| RWG West Hertfordshire Hospitals NHS Trust | - | - | - | - | - | - |
| RWH East and North Hertfordshire NHS Trust | - | - | - | - | - | - |
| RWN South Essex Partnership NHS Trust | - | - | - | - | - | - |
| RWR Hertfordshire Partnership NHS Trust | - | - | - | - | - | - |
| RYC East of England Ambulance Service NHS Trust | - | - | - | - | - | - |
| Q36 London | 63,029 | 2,541 | 2,980 | 34,593 | 34,598 | 34,666 |
| 5A4 Havering PCT | - | - | - | - | - | - |
| 5A5 Kingston PCT | 335 | 196 | 33 | 1,168 | 1,168 | 1,168 |
| 5A7 Bromley PCT | 626 | 135 | 563 | 2,102 | 2,102 | 2,102 |
| 5A8 Greenwich Teaching PCT | 2,734 | - | - | 112 | 113 | 106 |
| 5A9 Barnet PCT | 1,748 | 46 | 234 | 683 | 683 | 683 |
| 5AT Hillingdon PCT | 1,363 | 47 | 7 | 2,421 | 2,425 | 2,421 |
| 5C1 Enfield PCT | 1,011 | 117 | 1,086 | 2,093 | 2,093 | 2,093 |
| 5C2 Barking & Dagenham PCT | 1,056 | 116 | 98 | 1,006 | 1,006 | 1,001 |
| 5C3 City and Hackney PCT | 3,143 | 45 | 2 | 931 | 931 | 931 |
| 5C4 Tower Hamlets PCT | 3,020 | 32 | 2 | - | - | - |
| 5C5 Newham PCT | 4,557 | - | - | 1,728 | 1,728 | 1,728 |
| 5C9 Haringey Teaching PCT | 1,395 | 5 | 239 | 1,256 | 1,257 | 1,253 |
| 5H1 Hammersmith and Fulham PCT | 1,362 | - | - | 1,151 | 1,151 | 1,151 |
| 5HX Ealing PCT | 4,054 | 107 | 14 | 1,145 | 1,145 | 1,145 |
| 5HY Hounslow PCT | 1,987 | - | - | - | - | - |
| 5KS Brent Teaching PCT | 4,098 | - | - | 1,051 | 1,051 | 1,137 |
| 5K6 Harrow PCT | - | - | - | - | - | - |
| 5K7 Camden PCT | - | 1 | - | 61 | 60 | 61 |
| 5K8 Islington PCT | 971 | 35 | 136 | 1,155 | 1,155 | 1,155 |
| 5K9 Croydon PCT | 1,207 | 157 | 30 | 2,112 | 2,112 | 2,112 |
| 5LA Kensington and Chelsea PCT | 1,876 | 328 | 3 | 414 | 414 | 414 |
| 5LC Westminster PCT | 2,091 | - | - | 932 | 932 | 932 |
| 5LD Lambeth PCT | 2,300 | - | - | 672 | 672 | 672 |
| 5LE Southwark PCT | 3,312 | - | - | 1,316 | 1,316 | 1,316 |
| 5LF Lewisham PCT | 3,100 | - | - | 1,057 | 1,057 | 1,057 |
| 5LG Wandsworth PCT | 468 | - | - | 1,223 | 1,223 | 1,223 |
| 5M6 Richmond and Twickenham PCT | 787 | 344 | - | 1,190 | 1,190 | 1,190 |
| 5M7 Sutton and Merton PCT | 754 | 568 | 27 | 2,030 | 2,030 | 2,030 |
| 5NA Redbridge PCT | 2,816 | - | 8 | 2,277 | 2,277 | 2,277 |
| 5NC Waltham Forest PCT | 3,843 | 236 | 383 | 2,392 | 2,392 | 2,392 |
| RAL Royal Free Hampstead NHS Trust | - | - | - | - | - | - |
| RAN Royal National Orthopaedic Hospital NHS Trust | - | - | - | - | - | - |
| RAP North Middlesex University Hospital NHS Trust | - | - | - | - | - | - |
| RAS Hillingdon Hospital NHS Trust | - | - | - | - | - | - |
| RAT North East London Mental Health NHS Trust | - | - | - | - | - | - |
| RAX Kingston Hospital NHS Trust | - | - | - | - | - | - |
| RC3 Ealing Hospital NHS Trust | - | - | - | - | - | - |
| RF4 Barking, Havering and Redbridge Hospitals NHS Trust | - | - | - | - | - | - |
| RFW West Middlesex University Hospital NHS Trust | 3,861 | - | - | - | - | - |
| RG2 Queen Elizabeth Hospital NHS Trust | - | - | - | - | - | - |
| RG3 Bromley Hospitals NHS Trust | - | - | - | - | - | - |
| RGC Whipps Cross University Hospital NHS Trust | - | - | - | - | - | - |
| RGZ Queen Mary's Sidcup NHS Trust | - | - | - | - | - | - |
| RJ1 Guys & St Thomas' NHS Foundation Trust | - | - | - | - | - | - |
| RJ2 The Lewisham Hospital NHS Trust | - | - | - | - | - | - |
| RJ5 St Mary's NHS Trust | - | - | - | - | - | - |
| RJ6 Mayday HealthCare NHS Trust | 1,256 | - | - | - | - | - |
| RJ7 St George's Healthcare NHS Trust | - | - | - | - | - | - |
| RJZ King's College Hospital NHS Trust | - | - | - | - | - | - |
| RKE The Whittington Hospital NHS Trust | - | - | - | - | - | - |
| RKL West London Mental Health NHS Trust | - | - | - | - | - | - |
| RNH Newham University Hospital NHS Trust | - | - | - | - | - | - |
| RNU Barts and the London NHS Trust | - | - | - | - | - | - |
| RNK Tavistock and Portman NHS Trust | - | - | - | - | - | - |
| RP4 Great Ormond Street Hospital For Sick Children NHS Trust | - | - | - | - | - | - |
| RP6 Moorfields Eye Hospital NHS Foundation Trust | - | - | - | - | - | - |
| RPG Oxleas NHS Trust | - | - | - | - | - | - |
| RPY Royal Marsden Hospital NHS Foundation Trust | - | - | - | - | - | - |
| RQM Chelsea and Westminster Healthcare NHS Trust | - | - | - | - | - | - |
| RQN Hammersmith Hospitals NHS Trust | - | - | - | - | - | - |
| ROX Homerton University Hospital NHS Foundation Trust | - | - | - | - | - | - |
| ROY South West London & St George's Mental Health NHS Trust | - | - | - | - | - | - |
| RRP Barnet, Enfield and Haringey Mental Health NHS Trust | - | - | - | - | - | - |
| RRU London Ambulance service | - | - | - | - | - | - |
| RRV University College London Hospitals NHS Foundation Trust | - | - | - | - | - | - |
| RT3 Royal Brompton and Harefield NHS Trust | - | - | - | - | - | - |
| RV3 Central and North West London Mental Health NHS Trust | - | - | - | - | - | - |
| RV5 South London and Maudsley NHS Trust | - | - | - | - | - | - |
| RV8 North West London Hospitals NHS Trust | 1,793 | - | - | 664 | 664 | 664 |
| RVL Barnet and Chase Farm Hospitals NHS Trust | - | - | - | - | - | - |
| RVR Epsom and St Helier University Hospitals NHS Trust | 78 | 26 | 1 | - | - | - |
| RWK East London and the City Mental Health NHS Trust | - | - | - | - | - | - |
| TAF Camden and Islington Mental Health and Social Care Trust | - | - | - | - | - | - |
| TAK Bexley Care Trust | 27 | - | 114 | 251 | 251 | 252 |

Table 10a: Number of children receiving BCG vaccinations and reinforcing doses given to school leavers by provider 2006-07

| | BCG vaccinations | | | Reinforcing doses given to school leavers | | |
|--|------------------|---------|-----------|---|---------|---------|
| | age under 1 | age 1-9 | age 10-15 | Diphtheria | Tetanus | Polio |
| England | 135,071 | 18,873 | 16,045 | 373,842 | 373,925 | 374,559 |
| Q37 South East Coast | 3,368 | 815 | 1,078 | 31,942 | 31,963 | 31,829 |
| 5L3 Medway PCT | 402 | 65 | 6 | 3,529 | 3,529 | 3,529 |
| 5LQ Brighton and Hove City PCT | - | - | - | - | - | - |
| 5P5 Surrey PCT | 1,564 | 106 | 217 | 7,232 | 7,232 | 7,232 |
| 5P6 West Sussex Teaching PCT | 502 | 266 | 529 | 7,976 | 7,976 | 7,975 |
| 5P7 East Sussex Downs & Weald PCT | 148 | 186 | 136 | 3,139 | 3,139 | 3,140 |
| 5P8 Hastings & Rother PCT | 102 | 34 | 39 | 1,417 | 1,417 | 1,417 |
| 5P9 West Kent PCT | 3 | - | 3 | 2,316 | 2,317 | 2,210 |
| 5QA Eastern & Coastal Kent Teaching PCT | 123 | - | - | 4,640 | 4,641 | 4,633 |
| RA2 Royal Surrey County Hospital NHS Trust | 79 | 2 | 7 | - | - | - |
| RDR South Downs Health NHS Trust | 75 | 11 | 10 | 1,693 | 1,693 | 1,693 |
| RDU Frimley Park Hospital NHS Foundation Trust | - | - | - | - | - | - |
| RN7 Dartford and Gravesham NHS Trust | - | - | - | - | - | - |
| RPA Medway NHS Trust | - | - | - | - | - | - |
| RPC Queen Victoria Hospital NHS Foundation Trust | - | - | - | - | - | - |
| RPL Worthing and Southlands Hospitals NHS Trust | - | - | - | - | - | - |
| RPR Royal West Sussex NHS Trust | - | - | - | - | - | - |
| RTK Ashford and St Peter's Hospitals NHS Trust | - | - | - | - | - | - |
| RTP Surrey and Sussex Healthcare NHS Trust | - | - | - | - | - | - |
| RVV East Kent Hospitals NHS Trust | 293 | 113 | 81 | - | - | - |
| RWF Maidstone and Tunbridge Wells NHS Trust | 77 | 32 | 50 | - | 19 | - |
| RX2 Sussex Partnership NHS Trust | - | - | - | - | - | - |
| RXC East Sussex Hospitals NHS Trust | - | - | - | - | - | - |
| RXH Brighton and Sussex University Hospitals NHS Trust | - | - | - | - | - | - |
| RXJ West Kent NHS and Social Care Trust | - | - | - | - | - | - |
| RXX Surrey & Borders Partnership NHS Trust | - | - | - | - | - | - |
| RXY East Kent NHS and Social Care Partnership | - | - | - | - | - | - |
| RYD South East Coast Ambulance Service NHS Trust | - | - | - | - | - | - |
| Q38 South Central | 12,509 | 933 | 571 | 30,076 | 30,091 | 31,005 |
| 5CQ Milton Keynes PCT | 906 | 41 | 1 | 2,877 | 2,878 | 2,880 |
| 5FE Portsmouth City Teaching PCT | 350 | 19 | 5 | 1,196 | 1,197 | 1,197 |
| 5L1 Southampton City PCT | 464 | 39 | 17 | 1,205 | 1,205 | 1,205 |
| 5QC Hampshire PCT | 389 | 51 | 17 | 6,452 | 6,454 | 6,448 |
| 5QD Buckinghamshire PCT | 927 | 12 | 16 | 3,104 | 3,105 | 3,104 |
| 5QE Oxfordshire PCT | 958 | 82 | 13 | 3,445 | 3,444 | 4,404 |
| 5QF Berkshire West PCT | 96 | 611 | 480 | 4,818 | 4,818 | 4,808 |
| 5QG Berkshire East Teaching PCT | 3,420 | 6 | 3 | 3,769 | 3,779 | 3,748 |
| 5QT Isle of Wight Healthcare PCT | 17 | 1 | 3 | 1,167 | 1,168 | 1,168 |
| RBF Nutfield Orthopaedic Centre NHS Trust | - | - | - | - | - | - |
| RD7 Heatherwood and Wexham Park Hospitals NHS Trust | 3,933 | - | - | - | - | - |
| RD8 Milton Keynes General Hospital NHS Trust | - | - | - | - | - | - |
| RHM Southampton University Hospitals NHS Trust | - | - | - | - | - | - |
| RHU Portsmouth Hospitals NHS Trust | 298 | 6 | 2 | - | - | - |
| RHW Royal Berkshire and Battle Hospitals NHS Trust | - | - | - | - | - | - |
| RHX Oxfordshire Learning Disability NHS Trust | - | - | - | - | - | - |
| RNI Winchester and Eastleigh Healthcare NHS Trust | - | - | - | - | - | - |
| RNS North Hampshire Hospitals NHS Trust | 95 | 47 | 10 | 1,923 | 1,923 | 1,923 |
| RNU Oxfordshire Mental Healthcare NHS Trust | - | - | - | - | - | - |
| RTH Oxford Radcliffe Hospitals NHS Trust | 656 | 18 | 4 | 120 | 120 | 120 |
| RW1 Hampshire Partnership NHS Trust | - | - | - | - | - | - |
| RWX Berkshire Healthcare NHS Trust | - | - | - | - | - | - |
| RXQ Buckinghamshire Hospitals NHS Trust | - | - | - | - | - | - |
| RYE South Central Ambulance Service NHS Trust | - | - | - | - | - | - |
| Q39 South West | 2,599 | 243 | 2,019 | 40,409 | 40,412 | 40,393 |
| 5A3 South Gloucestershire PCT | 175 | 6 | - | 107 | 107 | 107 |
| 5F1 Plymouth Teaching PCT | - | - | - | - | - | - |
| 5FL Bath and North East Somerset PCT | 70 | 14 | 9 | 550 | 550 | 550 |
| 5K3 Swindon PCT | 286 | 14 | 2 | 1,855 | 1,854 | 1,856 |
| 5M8 North Somerset PCT | 100 | 6 | - | 8 | 8 | 8 |
| 5QH Gloucestershire PCT | 381 | 74 | 18 | 10,157 | 10,161 | 10,158 |
| 5QJ Bristol Teaching PCT | 1,035 | 46 | 5 | 96 | 96 | 95 |
| 5QK Wiltshire PCT | 144 | 19 | 23 | 3,245 | 3,245 | 3,244 |
| 5QL Somerset PCT | 73 | 24 | 13 | 5,066 | 5,068 | 5,067 |
| 5QM Dorset PCT | 25 | - | - | - | - | - |
| 5QN Bournemouth & Poole PCT | 125 | - | 82 | 5,798 | 5,798 | 5,798 |
| 5QP Cornwall & Isles of Scilly PCT | - | - | - | - | - | - |
| 5QQ Devon PCT | 83 | 21 | 29 | 3,831 | 3,830 | 3,834 |
| RA3 Weston Area Health NHS Trust | - | - | - | - | - | - |
| RA4 East Somerset NHS Trust | - | - | - | - | - | - |
| RA7 United Bristol Healthcare NHS Trust | - | - | - | - | - | - |
| RA9 South Devon Healthcare NHS Trust | - | - | - | - | - | - |
| RBA Taunton and Somerset NHS Trust | - | - | - | - | - | - |
| RBB Royal National Hospital for Rheumatic Disorders NHS foundation Trust | - | - | - | - | - | - |
| RBD West Dorset General Hospitals NHS Trust | - | - | 1,830 | - | - | - |
| RBZ North Devon Healthcare NHS Trust | - | - | - | - | - | - |
| RD1 Royal United Hospital Bath NHS Trust | - | - | - | - | - | - |
| RD3 Poole Hospital NHS Trust | - | - | - | - | - | - |
| RDY Dorset Healthcare NHS Trust | - | - | - | - | - | - |
| RDZ Royal Bournemouth and Christchurch Hospitals NHS Foundation Trust | - | - | - | - | - | - |
| REF Royal Cornwall Hospitals NHS Trust | 52 | 13 | 7 | 5,392 | 5,391 | 5,395 |
| RHS Somerset Partnership NHS and Social Care Trust | - | - | - | - | - | - |
| RH8 Royal Devon and Exeter NHS Foundation Trust | - | - | - | - | - | - |
| RJB Cornwall Partnership NHS Trust | - | - | - | - | - | - |
| RK9 Plymouth Hospitals NHS Trust | 27 | - | - | 2,409 | 2,409 | 2,387 |
| RNS Swindon and Marlborough NHS Trust | - | - | - | - | - | - |
| RNZ Salisbury Health Care NHS Trust | - | - | - | - | - | - |
| RTE Gloucestershire Hospitals NHS Foundation Trust | - | - | - | - | - | - |
| RTQ Gloucestershire Partnership NHS Trust | - | - | - | - | - | - |
| RVJ North Bristol NHS Trust | - | - | - | - | - | - |
| RVN Avon and Western Wiltshire Mental Health Care NHS Trust | - | - | - | - | - | - |
| RWV Devon Partnership NHS Trust | - | - | - | - | - | - |
| RX5 Great Western Ambulance Service NHS Trust | - | - | - | - | - | - |
| RYF South Western Ambulance NHS Trust | - | - | - | - | - | - |
| TAL Torbay Care Trust | 23 | 6 | 1 | 1,895 | 1,895 | 1,894 |

Source: Form KC50

Table 11: Percentage of persons aged 65 and over immunised against influenza, by Strategic Health Authority, 2006-07

| England | percentages |
|------------------------------|--|
| | percentage immunised during October 2006 - January 2007 |
| England | 74 |
| Q30 North East | 76 |
| Q31 North West | 75 |
| Q32 Yorkshire and the Humber | 75 |
| Q33 East Midlands | 74 |
| Q34 West Midlands | 73 |
| Q35 East Of England | 75 |
| Q36 London | 70 |
| Q37 South East Coast | 74 |
| Q38 South Central | 74 |
| Q39 South West | 75 |

Source: HPA

Table 11a: Percentage of persons aged 65 and over immunised against influenza, by Primary Care Trust, 2006-07

| England | | percentages |
|----------------------------|---|---|
| | | percentage immunised during October 2006 - January 2007 |
| England | | 74 |
| Q30 North East | | 76 |
| | 5ND County Durham PCT | 76 |
| | 5J9 Darlington PCT | 75 |
| | 5KF Gateshead PCT | 77 |
| | 5D9 Hartlepool PCT | 76 |
| | 5KM Middlesbrough PCT | 74 |
| | 5D7 Newcastle PCT | 77 |
| | 5E1 North Tees PCT | 75 |
| | 5D8 North Tyneside PCT | 76 |
| | TAC Northumberland Care Trust | 76 |
| | 5QR Redcar & Cleveland PCT | 76 |
| | 5KG South Tyneside PCT | 76 |
| | 5KL Sunderland Teaching PCT | 77 |
| Q31 North West | | 75 |
| | 5HG Ashton, Leigh & Wigan PCT | 72 |
| | 5CC Blackburn with Darwen PCT | 74 |
| | 5HP Blackpool PCT | 73 |
| | 5HQ Bolton PCT | 72 |
| | 5JX Bury PCT | 72 |
| | 5NP Central & Eastern Cheshire PCT | 77 |
| | 5NG Central Lancashire PCT | 75 |
| | 5NE Cumbria PCT | 76 |
| | 5NH East Lancashire PCT | 74 |
| | 5NM Halton & St Helens PCT | 75 |
| | 5NQ Heywood, Middleton & Rochdale PCT | 72 |
| | 5J4 Knowsley PCT | 74 |
| | 5NL Liverpool PCT | 72 |
| | 5NT Manchester PCT | 73 |
| | 5NF North Lancashire PCT | 76 |
| | 5J5 Oldham PCT | 74 |
| | 5F5 Salford PCT | 75 |
| | 5NJ Sefton PCT | 75 |
| | 5F7 Stockport PCT | 77 |
| | 5LH Tameside & Glossop PCT | 75 |
| | 5NR Trafford PCT | 79 |
| | 5J2 Warrington PCT | 75 |
| | 5NN Western Cheshire PCT | 75 |
| | 5NK Wirral PCT | 74 |
| Q32 Yorkshire & the Humber | | 75 |
| | 5JE Barnsley PCT | 72 |
| | 5NY Bradford & Airedale PCT | 76 |
| | 5J6 Calderdale PCT | 71 |
| | 5N5 Doncaster PCT | 75 |
| | 5NW East Riding of Yorkshire PCT | 75 |
| | 5NX Hull PCT | 74 |
| | 5N2 Kirklees PCT | 74 |
| | 5N1 Leeds PCT | 78 |
| | 5AN North East Lincolnshire PCT | 74 |
| | 5EF North Lincolnshire PCT | 75 |
| | 5NV North Yorkshire & York PCT | 76 |
| | 5H8 Rotherham PCT | 77 |
| | 5N4 Sheffield PCT | 75 |
| | 5N3 Wakefield District PCT | 75 |
| Q33 East Midlands | | 74 |
| | 5ET Bassetlaw PCT | 74 |
| | 5N7 Derby City PCT | 76 |
| | 5N6 Derbyshire County PCT | 77 |
| | 5PC Leicester City PCT | 69 |
| | 5PA Leicestershire County & Rutland PCT | 74 |
| | 5N9 Lincolnshire PCT | 73 |
| | 5PD Northamptonshire PCT | 74 |
| | 5EM Nottingham City PCT | 72 |
| | 5N8 Nottinghamshire County PCT | 76 |
| Q34 West Midlands | | 73 |
| | 5PG Birmingham East & North PCT | 71 |
| | 5MD Coventry Teaching PCT | 68 |
| | 5PE Dudley PCT | 71 |
| | 5MX Heart of Birmingham Teaching PCT | 80 |
| | 5CN Herefordshire PCT | 73 |
| | 5PH North Staffordshire PCT | 73 |
| | 5PF Sandwell PCT | 69 |
| | 5M2 Shropshire County PCT | 72 |
| | TAM Solihull Care Trust | 75 |
| | 5M1 South Birmingham PCT | 72 |
| | 5PK South Staffordshire PCT | 72 |
| | 5PJ Stoke on Trent PCT | 73 |
| | 5MK Telford & Wrekin PCT | 72 |
| | 5M3 Walsall Teaching PCT | 73 |
| | 5PM Warwickshire PCT | 76 |
| | 5MV Wolverhampton City PCT | 72 |
| | 5PL Worcestershire PCT | 76 |
| Q35 East of England | | 75 |
| | 5P2 Bedfordshire PCT | 74 |
| | 5PP Cambridgeshire PCT | 76 |
| | 5P3 East & North Hertfordshire PCT | 76 |
| | 5PR Great Yarmouth & Waveney PCT | 74 |
| | 5GC Luton PCT | 73 |
| | 5PX Mid Essex PCT | 73 |
| | 5PQ Norfolk PCT | 74 |
| | 5PW North East Essex PCT | 73 |
| | 5PN Peterborough PCT | 75 |
| | 5P1 South East Essex PCT | 74 |
| | 5PY South West Essex PCT | 74 |
| | 5PT Suffolk PCT | 74 |
| | 5PV West Essex PCT | 73 |
| | 5P4 West Hertfordshire PCT | 77 |

Table 11a: Percentage of persons aged 65 and over immunised against influenza, by Primary Care Trust, 2006-07

| England | percentages |
|------------------------------------|---|
| | percentage immunised during October 2006 - January 2007 |
| England | 74 |
| Q36 London | 70 |
| 5C2 Barking & Dagenham PCT | 69 |
| 5A9 Barnet PCT | 73 |
| TAK Bexley Care Trust | 71 |
| 5K5 Brent Teaching PCT | 72 |
| 5A7 Bromley PCT | 72 |
| 5K7 Camden PCT | 68 |
| 5C3 City & Hackney Teaching PCT | 72 |
| 5K9 Croydon PCT | 69 |
| 5HX Ealing PCT | 64 |
| 5C1 Enfield PCT | 72 |
| 5A8 Greenwich Teaching PCT | 66 |
| 5H1 Hammersmith & Fulham PCT | 74 |
| 5C9 Haringey Teaching PCT | 66 |
| 5K6 Harrow PCT | 73 |
| 5A4 Havering PCT | 74 |
| 5AT Hillingdon PCT | 72 |
| 5HY Hounslow PCT | 70 |
| 5K8 Islington PCT | 70 |
| 5LA Kensington & Chelsea PCT | 72 |
| 5A5 Kingston PCT | 67 |
| 5LD Lambeth PCT | 65 |
| 5LF Lewisham PCT | 66 |
| 5C5 Newham PCT | 72 |
| 5NA Redbridge PCT | 74 |
| 5M6 Richmond & Twickenham PCT | 72 |
| 5LE Southwark PCT | 61 |
| 5M7 Sutton & Merton PCT | 72 |
| 5C4 Tower Hamlets PCT | 74 |
| 5NC Waltham Forest PCT | 74 |
| 5LG Wandsworth PCT | 72 |
| 5LC Westminster PCT | 74 |
| Q37 South East Coast | 74 |
| 5LQ Brighton & Hove City PCT | 71 |
| 5P7 East Sussex Downs & Weald PCT | 74 |
| 5QA Eastern & Coastal Kent PCT | 73 |
| 5P8 Hastings & Rother PCT | 76 |
| 5L3 Medway PCT | 70 |
| 5P5 Surrey PCT | 71 |
| 5P9 West Kent PCT | 76 |
| 5P6 West Sussex PCT | 76 |
| Q38 South Central | 74 |
| 5QG Berkshire East PCT | 74 |
| 5QF Berkshire West PCT | 76 |
| 5QD Buckinghamshire PCT | 75 |
| 5QC Hampshire PCT | 72 |
| 5QT Isle of Wight Healthcare PCT | 73 |
| 5CQ Milton Keynes PCT | 74 |
| 5QE Oxfordshire PCT | 78 |
| 5FE Portsmouth City Teaching PCT | 76 |
| 5L1 Southampton City PCT | 75 |
| Q39 South West | 75 |
| 5FL Bath & North East Somerset PCT | 77 |
| 5QN Bournemouth & Poole PCT | 75 |
| 5QJ Bristol PCT | 76 |
| 5QP Cornwall & Isles of Scilly PCT | 73 |
| 5QQ Devon PCT | 74 |
| 5QM Dorset PCT | 74 |
| 5QH Gloucestershire PCT | 72 |
| 5M8 North Somerset PCT | 76 |
| 5F1 Plymouth Teaching PCT | 76 |
| 5QL Somerset PCT | 76 |
| 5A3 South Gloucestershire PCT | 79 |
| 5K3 Swindon PCT | 74 |
| TAL Torbay Care Trust | 71 |
| 5QK Wiltshire PCT | 75 |

Source: HPA

Annex A – KC50 form

Part A - Immunisations given to school leavers and other children aged 13-16

| Number of booster/reinforcing doses given to school leavers age 13-16 only in the year | | | | (4) Number of courses of MMR completed in the year for children aged 13-16 |
|--|-------------|-----------|--|---|
| (1) Diphtheria | (2) Tetanus | (3) Polio | | |
| | | | | |

Part B - BCG (Tuberculosis) persons aged 1 or over in at-risk categories

| | Number of skin tests in the year | | Number of vaccinations in the year | |
|------------------------------|----------------------------------|---------------------------------|---|-------------------|
| | (5) Skin test found positive | (6) Skin test found negative | (7) Number identified as requiring vaccination | (8) Vaccinated |
| (1) Under 1* | | | | |
| (2) 1-9 | | | | |
| (3) 10-13 | | | | |
| (4) 14-15 | | | | |
| (5) 16 or over | | | | |
| (6) Total all ages 1 or over | | | | |

* See Part C for neonatal BCG vaccinations

Part C - BCG (Tuberculosis) persons aged under 1

| | (9) Number identified as requiring vaccination | (10) Number vaccinated |
|---|---|---------------------------|
| (1) All neonates vaccinated routinely | | |
| (2) Neonates in selective high-risk groups only | | |
| (3) Other programmes and opportunistic | | |
| (4) Total aged under 1 | | |

Annex B - GUIDANCE NOTES FOR KC50

KC50: IMMUNISATION PROGRAMMES – ACTIVITY ADDITIONAL GUIDANCE NOTES

In compiling information about vaccination and immunisation programmes it is suggested that Information Managers liaise with Immunisation Co-ordinators locally

1. The KC50 return relates to the number of courses of immunisation completed in the year. With the extension of the COVER collection (see below), the KC50 return is now to be used only for BCG (at any age), and for booster doses given to school leavers and other 13-16 year olds.
2. Information about uptake of immunisation at ages 1, 2 and 5, formerly collected on the KC51 return, is collected through the "COVER" (cover of vaccination evaluated rapidly) returns made to the Communicable Disease Surveillance Centre (CDSC).
3. Trusts are asked to ensure that all the relevant immunisation activity in their area is recorded, including that provided by GPs or other community/primary care staff. If necessary please liaise with neighbouring Trusts to ensure that full information about your Trust's immunisation programme is obtained, and that there is no duplication. If you are unable to provide complete data for your trust please say so on the KC50 return in the box provided on the front sheet.

Part A – Immunisations given to school leavers and other children aged 13-16

4. Note that this relates only to school leavers and other children aged 13-16.
5. Record in columns 1-3 the number of booster low dose Diphtheria (Td) and doses of Tetanus and Polio given to school leavers during the financial year.
6. Record in column 4 the number of 13-16 year olds receiving MMR vaccination in the financial year.

Part B - BCG (Tuberculosis) Persons aged 1 or over in at-risk categories

7. Part B relates to persons aged 1 or over who receive BCG vaccinations as part of the risk-based immunisation programme (Immunisation Against Infectious Disease, 2006 (The 'Green Book'). Please note that the recording of BCG vaccinations for neonates and other children aged under 1 is now in part C of the KC50 return.
8. Record the number of skin tests carried out in columns 5-6. A tuberculin skin test is necessary prior to BCG vaccination for individuals aged six years and over; infants and children under 6 years of age with a history of residence or prolonged stay (more than 3 months) in a country with an annual TB incidence of 40/100,000 or greater; those who have had close contact with a person with known TB; and those who have a family history of TB within the last five years. Record the estimated number of people that fell into the high-risk groups covered and the number of vaccinations given (columns 7-8).

Part C - BCG (Tuberculosis) Children aged under 1

9. Column 9 should be used as follows: where all neonates are routinely vaccinated, enter the number of births the trust is responsible for; where vaccination is limited to selective high-risk groups, enter the estimated number of births that fell into the high-risk groups covered.
10. Enter in column 10 the actual number of under-1s vaccinated. For routine and high-risk programmes, this should relate only to those infants shown in column 9; but if this information is not available enter the actual number vaccinated. For other and opportunistic, enter the number of vaccinations given in the year.

Annex C – COVER data collection form

PCT Name/Code:

**2006/2007 REQUEST PARAMETERS FOR COVER DATA:
ANNUAL REQUEST
01/04/06 to 31/03/07**

The following groups of children are to be included as PCT responsible population for COVER data.
Children for whom the PCT is responsible are:

- all children registered with a GP whose practice forms part of the PCT, regardless of where the child is resident, plus
- any children not registered with a GP, who are resident within the PCT's statutory geographical boundary

Note that children resident within the PCT geographical area, but registered with a GP belonging to another PCT, are the responsibility of that other PCT.

Request 1: 12 MONTH COHORT

1. Total number of children for whom the PCT is responsible on **31/03/07** reaching their 1st birthday during the above evaluation quarter.
2. Total number and percentage vaccinated (to one decimal place) included in line 1 completing a course* at any time up to their 1st birthday for each of the following:

| DTaP/IPV/Hib | MenC |
|--------------|------|
| | |
| % | % |

Request 2: 24 MONTH COHORT

3. Total number of children for whom the PCT is responsible on **31/03/07** reaching their 2nd birthday during the above evaluation quarter.
4. Total number and percentage vaccinated (to one decimal place) included in line 3 completing a course** at any time up to their 2nd birthday and also total number and percentage included in line 3 receiving boosters for each of the following:

| DTaP/IPV/Hib | MMR | MenC <i>infant</i> | Hib/MenC <i>Booster</i> |
|--------------|-----|-----------------------|----------------------------|
| | | | |
| % | % | % | % |

Request 3: 5 YEAR COHORT

5. Total number of children for whom the PCT is responsible on **31/03/07** reaching their 5th birthday during the above evaluation quarter.
6. Total number and percentage vaccinated (to one decimal place) included in line 5 completing a course*** at any time up to their 5th birthday and also total number and percentage included in line 5 receiving boosters for each of the following:

| DT/Pol <i>Primary</i> | Pertussis <i>Primary</i> | Hib <i>Infant</i> | MMR <i>1st dose</i> | MenC <i>Infant</i> |
|--------------------------|-----------------------------|----------------------|------------------------|-----------------------|
| | | | | |
| % | | % | % | % |

7. Total number included in line 5 and receiving boosters at any time before their fifth birthday against:

| DTaP/IPV | Hib/MenC | MMR |
|----------------|----------------|-----------------|
| <i>Booster</i> | <i>Booster</i> | <i>2nd dose</i> |
| | | |
| % | % | % |

PCT Name/Code:

Footnotes:

*at 12 months completed course of DTap/IPV/Hib is 3 doses, MenC and PCV is 2 doses

**at 24 months completed course of DTap/IPV/Hib is 3 doses, MMR is one dose, infant MenC is at least 2 doses before 12 months

Hib/MenC booster is one dose on or after 12 months (irrespective of the number of doses before that age)

PCV booster is one dose on or after 13 months (irrespective of the number of doses before that age)

***at 5 years completed course of DT/Pol and pertussis is 3 doses, MMR is one dose

infant Hib is 3 doses before 12 months, infant MenC is at least 2 doses and PCV is 2 doses before 12 months

DTaP and polio is 4 doses, MMR is 2 doses

Hib/MenC booster is one dose on or after 12 mths, PCV one dose on or after 13 mths (both irrespective of number of doses before that age)

Please note that the collection of these data has been mandated by the Secretary of State, through the Review of Central Returns (ROCR), to the HPA.
Reference: ROCR/OR/0105/003 (ROCR aims to minimise the burden of data collection on the NHS: More details can be found at: <http://www.ic.nhs.uk/rocr>)

Return by 25 May 2007 to:

e-mail: COVER@hpa.org.uk / Fax: 020 8327 7404

or by post: COVER, Immunisation Department,

Centre for Infections

Health Protection Agency

61 Colindale Avenue

LONDON NW9 5EQ

copies of this can also be found at:

http://www.hpa.org.uk/infections/topics_az/cover/default.htm

Price: Free

**Published by The Information Centre
Part of the Government Statistical Service**

ISBN: 978-1-84636-156-2

This publication may be requested in large print or other formats.
For further information contact:

online: www.ic.nhs.uk

telephone: 0845 300 6016

email: enquiries@ic.nhs.uk

© 2007, The Information Centre. All rights reserved

This work remains the sole and exclusive use of The Information Centre, and may only be reproduced, and publicly displayed, where there is explicit reference to the ownership of The Information Centre.

This work may only be reproduced in a modified format with the express written permission of The Information Centre.