



Department for
International Trade

Public Consultation: MFN Tariff Policy – The UK Global Tariff

Summary of Responses

Contents

Foreword	3
Introduction	6
Summary of Engagement	8
Section 1: Online Consultation Questionnaire (GOV.UK Submissions)	11
Section 2: Response to Proposed Changes	15
Section 3: Online Consultation Submissions (Received through Email Submissions)	20
Next steps	23
Annex A: Consultation Questions	24
Annex B: Breakdown of Responses to the Proposed Changes Questions	29
Annex C: Demographics	36

Foreword from the Secretary of State for International Trade and president of the Board of Trade

For the first time in almost fifty years, the UK has created its own tariff policy.

The Government, led by my department, the Department for International Trade, is committed to using our voice as an independent trading nation to champion free trade, fight protectionism and remove trade barriers.



Today (19 May) we announce our new 'Most Favoured Nation' tariff regime - the UK Global Tariff (UKGT). This will replace the EU's Common External Tariff on 1 January 2021 at the end of the transition period, by which point we will have reached an agreement on our future relationship with the EU. The UKGT will only apply to goods from countries we do not have a preferential trading relationship with.

The UKGT was designed following engagement with businesses and individuals across the UK. This included over 1,300 responses to a public consultation that are summarised here. The public consultation demonstrated the UK's intention to simplify and tailor our tariff regime. It offered respondents the opportunity to provide views on how we create a tariff schedule that reflects the needs of UK business.

Through a series of events across England and the devolved nations, we also engaged with businesses, business representatives, consumers, civil society groups, associations and other interested individuals and organisations.

Our new tariff is tailored to the needs of the UK economy. It supports the country by making it easier and cheaper for businesses to import goods from overseas from 1 January 2021.

It is a simpler, easier to use and lower tariff regime than the EU's Common External Tariff (EU's CET) and will be in pounds, not euros. It will scrap red tape and other unnecessary barriers to trade, reduce cost pressures and increase choice for consumers. It will also back UK industries to compete on the global stage.

The UKGT cuts administrative costs for businesses by getting rid of needless tariffs. It rounds tariffs down, making them simpler for traders to use, and scraps the complex calculations which result in thousands of tariff variations.

It backs UK manufacturing and production by dropping tariffs to zero across a wide range of products used in UK production; retaining tariffs in sectors such as agriculture and automotives; and removing tariffs on products that we do not produce or do not produce much of in the UK.

In designing the UKGT we considered the importance of protecting the climate and environment. We are committed to upholding the UK's high environmental standards and promoting a sustainable economy as part of the Government's trade agenda. We are cutting tariffs on over 100 products to support renewable energy, energy efficiency, carbon capture, and the circular economy through recycling and reducing single use plastics.

I would like to thank all those who took the time to contribute to the creation of the UK's first independent tariff regime in nearly 50 years, the UK Global Tariff.

The Government is committed to an inclusive and transparent tariff policy, so today, I am publishing a summary of the consultation responses we received.

A handwritten signature in blue ink, appearing to read 'Elizabeth Truss', is positioned above the typed name.

The Rt Hon Elizabeth Truss MP

Secretary of State for International Trade and President of the Board of Trade



Introduction

The UK left the European Union on 31 January 2020 and is developing its independent trade policy for the first time in nearly 50 years. The UK has always been a champion of free trade and firm believer in the vital role trade plays in boosting wealth and raising billions out of poverty. The UK is shaping its own trade policy to deliver prosperity for the whole of the UK.

As a part of this new approach the Government has developed a new UK applied Most Favoured Nation (MFN) tariff schedule which will enter into force on 1 January 2021, at the end of the transition period. This is a bespoke regime known as the UK Global Tariff. It has been designed specifically for the UK economy and will replace the EU's Common External Tariff which is currently applied on imports into the UK.

The UK Global Tariff will apply to goods imported into the UK from 1 January 2021, at the end of the transition period, unless an exception such as a preferential arrangement or tariff suspension applies. For example, it will not apply to goods coming from developing countries that benefit under the Generalised Scheme of Preferences (GSP), or to goods originating from countries with which the UK has negotiated a Free Trade Agreement (FTA). The Northern Ireland / Ireland Protocol in the Withdrawal Agreement provides for certain specific arrangements as regards Northern Ireland.

The UK Global Tariff has been developed in consultation with businesses, civil society and the general public. The Government conducted a 4-week public consultation from 6 February to 5 March 2020. This document provides an overview of the responses received from the public consultation. The Government's response to the public consultation, including its strategic approach and the decisions made as a result of the responses received through the public consultation, has been published separately alongside the UK Global Tariff.

Policy objectives

In setting the tariff rates, the Government has sought to uphold the principles set out in the Taxation (Cross-border Trade) Act 2018, namely:

- The interests of consumers in the UK,
- The interests of producers in the UK of the goods concerned,
- The desire to maintain and promote the external trade of the UK,
- The desire to maintain and promote productivity in the UK, and
- The extent to which the goods concerned are subject to competition.

The Government has also sought to balance strategic trade objectives, such as the delivery of the UK's trade ambitions and FTA trade agenda, whilst maintaining the Government's commitment to developing countries to reduce poverty through trade.

What we asked

This consultation aimed to deliver on the Government's commitment to consult and take into account the views of all sectors of society and international stakeholders; including the general public, all UK nations and regions, businesses, civil society groups, consumers, associations and any other interested individuals or organisations.

It was launched at 9:30 on Wednesday 6 February 2020 and was open to submissions for four weeks. It closed at 23:59 on Thursday 5 March 2020.

The GOV.UK consultation questionnaire was divided into three sections: **General Questions on MFN Tariffs, Commodity Code Lookup and Tariff Rates**, and **the UK Global Tariff Principles**.

Within the tariff rates section, respondents were provided the opportunity to provide comments on specific tariff rates. The use of a digital tool allowed respondents to comment on up to five individual commodity codes by selecting whether the current tariff rate (i.e. the CET) should be maintained, reduced, or removed; an option for further feedback and justification on a respondents selection was also available.

Within the UK Global Tariff Principles section respondents were asked to provide feedback on the proposed amendments set out in the [Approach to MFN Policy](#) document which was published alongside the public consultation. The proposed amendments the Government consulted on were:

A. Simplifying and tailoring the UK tariff

- I. Removing tariffs on goods with particularly low tariffs currently (less than 2.5%)
- II. Rounding tariffs to the nearest standardised band
- III. Taking steps towards agricultural tariffs that are applied as single percentages

B. Removing tariffs on key inputs used in the production of other goods;

C. Removing tariffs where the UK has limited or zero domestic production.

Respondents were invited to provide opinions on statements relating to these proposed amendments and principles, in addition to providing their justification to support their view.

All respondents were also provided with the opportunity to submit additional comments or supplementary materials relating to their response. A comprehensive list of all the questions asked as a part of this public consultation is available in Annex A.

This report

This report provides a summary of the responses received throughout the public consultation process on the development and direction of the UK Global Tariff Policy. The views provided in these responses have been carefully considered and analysed. The responses gathered have informed the development of Government's approach to setting the UK Global Tariff Policy.

The decisions made as a result of this consultation will be published alongside our announcement of the UK Global Tariff. This report, therefore, does not set out Government policy with respect to future trade policy, but provide a summary of the responses received. A number of respondents raised points which fell outside the scope of this consultation. However, they have still been included in the statistical analysis.

This document does not contain a list of the respondents or contain any personal or organisational details of respondents. Views have been summarised in the following sections of this report but are not attributable to any individual respondent or business. The figures in this document refer to those who responded to the consultation and all responses are considered equally in the summary results to each question.

The Government does not intend to publish any individual consultation responses it received to provide confidentiality. Many organisations have published their own responses independently.

Summary of Engagement

The consultation was supported by an engagement programme that included a series of 25 events held across the UK, including the Devolved Nations. The Government engaged with the key Business Representative Organisations to gain high-level insight into stakeholder views and to increase awareness of the consultation to their members. DIT held bespoke engagement events with various stakeholders across the English regions and the Devolved Nations. In addition, DIT attended regular stakeholder engagement events held by Other Government Departments.

The events covered a broad-spectrum of individuals and organisations from across all UK sectors, including: consumer groups, the automotive industry, agriculture, manufacturing, retail, and non-government organisations such as those focused on developing countries' interests. Particular effort was made to ensure a high level of engagement with small and medium-sized enterprises (SMEs).

The main objective of the stakeholder events was to raise awareness of the consultation and ensure that stakeholders knew how to access the consultation questionnaire, navigate through the published documents and had the ask any questions on what the Government consulted on. From these events, stakeholders generally welcomed the opportunity to respond to the consultation on the UK's first independent tariff schedule in almost 50 years, given the impact it has on them.

DIT also held in depth discussions with Officials in the Devolved Administrations and Crown Dependencies.

Table 1: Table showing the stakeholder events that were hosted or attended by DIT.

Event	Date (2020)	Partner Organisation
Brexit Readiness Forum	6 February	Department for Business, Energy and Industrial Strategy (BEIS)
Global Roundtable, Reading	7 February	Chambers of Commerce, Department for International Trade (DIT)
Brexit Arable Group	10 February	Department for the Environment, Food and Rural Affairs (Defra)
Chemicals Expert Trade Advisory Group	10 February	BEIS / DIT
Export Champions Event, Leeds	11 February	Brandon Medical, DIT
British Retail Consortium Organisations Roundtable	12 February	British Retail Consortium, BEIS
Automotive Sector Panel	12 February	Society of Motor Manufacturers and Traders, DIT, BEIS
Agri-food Expert Trade Advisory Group	12 February	DIT, Defra
Energy UK	12 February	Energy UK, BEIS
Customs Expert Trade Advisory Group	14 February	DIT, Her Majesty's Revenue and Customs (HMRC)
Stakeholder Roundtable, London	14 February	DIT
Food and Drink Panel	17 February	DEFRA
Consumer Goods Panel	17 February	BEIS
Oil and Gas Sector Panel	17 February	BEIS
Small, Medium Enterprises Trade Association Panel	19 February	BEIS
Stakeholder Roundtable, Cardiff	20 February	DIT
Joint Customs Consultative Committee EU Exit Meeting	20 February	HMRC
Stakeholder Roundtable, Edinburgh	21 February	DIT
Meeting with Business/ Consumer Representative Organisations	24 February	DIT

Event	Date (2020)	Partner Organisation
Stakeholder Roundtable, Belfast	25 February	DIT
Stakeholder Roundtable, Birmingham	26 February	Chambers of Commerce, DIT
Stakeholder Roundtable, Derby	26 February	DIT
Meeting with Business/ Consumer Representative Organisations	27 February	DIT
Trade for Development Expert Trade Advisory Group	28 February	DIT, Department for International Development (DfID)
Stakeholder Roundtable, London	2 March	DIT

Section 1: Online Consultation Response

GOV.UK Submissions

As a result of this consultation the Government has received 1394 responses, 1319 of which were submitted via the GOV.UK questionnaire and 75 by email.

Table 2: Breakdown of consultation responses received.

GOV.UK Questionnaire responses	1319
Email Submissions	75
Total number of responses	1394

Most Important Sectors to Respondents

The Public Consultation was launched on GOV.UK. Respondents to the public consultation were self-categorised into the following five groups:

- **An individual** – Responding with personal views rather than as an official representative of a business / business association / other organisation.
- **Non-governmental organisation** – In an official capacity as the representative of a non-governmental organisation / academic institution / other organisation.
- **Public sector body** – In an official capacity as a representative of a devolved administration / local government organisation / public service provider / other public sector body in the UK or elsewhere / other international government.
- **Business** – In an official capacity with the views of an individual business.
- **Business association** – In an official capacity representing the views of a business organisation.

It should be noted that although the consultation received 1394 responses in total, a large proportion of the total responses were from Businesses (854). Each individual submission from a respondent is treated equally in the figures presented throughout this document. Further breakdown about how each respondent group answered each question can be found in Annex B and more information on the demographics can be found in Annex C.

Summary of responses

Table 3: Total number of public consultation responses via GOV.UK questionnaire per group.

Respondent group	Number of responses
Individual	231
Non-governmental organisation (NGO)	36
Public sector body	41
Business	854
Business association	157
Total number of responses	1319

Most Important Sectors to Respondents

All five respondent groups were provided with the opportunity to select which sector(s) were important to them. Respondents could select more than one sector, meaning more sectors have been indicated than the responses received. The sectors were divided into broad categories to cover all sectors of the economy. The top five sectors which respondents indicated were important to them included **Manufacturing** (1087), followed by **Agriculture** (425), **Transport & Distribution** (301), **Energy & Mining** (225) and **Retail & Hospitality** (218).

Table 4: Number of responses for all Respondent Groups who indicated which sector(s) were important to them.

Sectors	Number of responses selected
Manufacturing	1087
Agriculture	425
Transport & Distribution	301
Energy & Mining	225
Retail & Hospitality	218
Business Services	216
Broadcasting, Creative & Digital	203
Public Services	161
Construction	118
Prefer Not to Say	23
Total number of responses	2977

General Sentiment

All respondent groups were able to *'provide any further comments on the UK Global Tariff'* in a free text box format. Respondents who answered this question were able to set out their general views on the direction of the UK Global Tariff.

Each response was assigned during the analysis a sentiment: **Positive**, **Mixed**, **Negative**, **Neutral** and **Unknown**. Overall, the general sentiment of the consultation responses was mixed, with approximately an equal split between positive (22%), mixed (18%), negative (21%) and neutral (23%) sentiment responses. Unknown responses (16%) were tagged when the sentiment was not clear. A breakdown of the responses is set out in Figure 1.

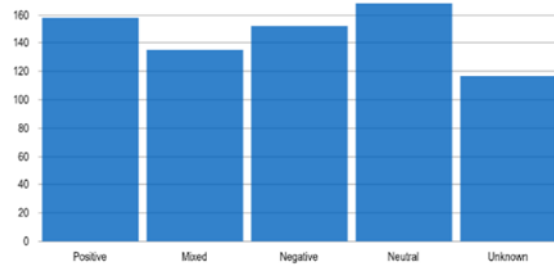
Those who provided positive sentiment responses provided feedback on particular themes, such as positive general commentary towards liberalisation and the Government's proposed amendments / simplification proposals set out in the [Approach to MFN Tariff Policy](#) document. The feedback received included comments on the economic benefits of liberalisation and zero tariffs, as well as how the proposed changes would have benefits for the respondent's interests. In some cases, respondents provided specific examples of commodity codes they had an interest in and outlined their preferred tariff rate. Some respondents noted that they were in favour of simplification and liberalisation, if certain factors were carefully considered. For example, several responses asked that the impact of measures on developing countries was considered.

Among those who provided negative sentiment responses, the feedback included general commentary around the maintenance of the tariff rates the UK currently applies, negative sentiment around the economic impacts of the Government's proposed amendments / simplification proposals on industry, as well as comments outlining a preference to maintain tariffs in order to protect UK sectors. In some cases, respondents provided specific examples of commodity codes they had an interest in and outlined their preferred tariff rate. Several responses recognised that the decision on tariffs will have impacts on other countries. This includes industries in other countries who could benefit from the reduction of tariffs, and countries who raised concerns that they could be harmed by the reduction in tariffs – primarily developing countries who benefit from preferential access.

Respondents who provided mixed or neutral sentiment feedback included commentary around non-tariff barriers (e.g. regulations, standards, administration, other taxation and duties), trade with developing countries and general responses regarding the UK's FTA agenda with the EU and third countries. Some responses requested evidence on the estimated impacts of the proposed tariff changes. Some business respondents were in favour or against the proposed changes depending on the nature of their organisation. Their responses varied based on factors such as the size of their business, supply chains, whether they exported or supplied the domestic market and the sector(s) they represented.

Figure 1: General sentiment of comments provided by all Respondent Groups on the UK Global Tariff.

Response Type	Number of responses	Percentage of responses
Positive	158	22%
Mixed	135	18%
Negative	152	21%
Neutral	168	23%
Unknown	117	16%
TOTAL	730¹	100%²



¹ Please note that not all respondents answered the UK Global Tariff General Comments question.

² These percentages have been rounded, for example where the figures are at 99.9% these have been rounded up to 100%.

Section 2: Response to Proposed Changes

This section outlines an aggregated overview of how respondents answered each consultation question. For each question on a proposed change, a tick box option was provided to select either: **agree**, **disagree**, **don't know** or **prefer not to say**, as well as a free text box to justify the answer. For a further detailed breakdown by respondent type please see Annex B.

Simplifying the UK Global Tariff

Removal of Nuisance Tariffs

Consultation question: *The Government is considering removing comparatively low tariffs, commonly known as “nuisance tariffs”, of 2.5% or less which in some instances could reduce the administrative burden on UK businesses.*

Should the Government remove tariffs on goods of 2.5% or less?

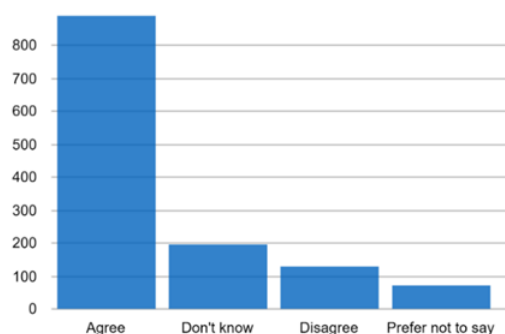
Overall, a clear majority responded that they agree with the principle to remove nuisance tariffs on goods of 2.5% or less (69%), followed by don't know (15%), disagree (10%) and prefer not to say (6%). A breakdown of the responses is set out in Figure 2.

Among respondents who agreed with the proposal to remove nuisance tariffs, common reasons in favour of removing nuisance tariffs included general commentary in favour of the principle of simplification; that it could reduce the administrative burden of industry and government, improve competitiveness, as well as reduce costs and prices for businesses and consumers.

Respondents who disagreed with the proposal to remove nuisance tariff highlighted reasons such as the need to protect UK sectors, and provided commentary around maintaining tariffs for negotiations with third countries for FTAs. Other responses included concerns around the loss of government revenue from removing these tariffs and the potential negative impact on industry of removing nuisance tariffs. Some respondents suggested that low tariffs can create a preference margin for developing countries that influences producer decisions and that for certain products this proposal could negatively impact developing countries.

Figure 2: Summary of GOV.UK Responses on Nuisance Tariff proposal

Response Type	Number of responses	Percentage of responses
Agree	890	69%
Disagree	128	10%
Don't Know	197	15%
Prefer not to say	73	6%
TOTAL	1288	100%



Introduction of Tariff Banding

Consultation question: *Developing a bespoke tariff schedule provides the UK with an opportunity to simplify the tariff schedule it applies, so that it is easier for businesses to understand and use. The UK is considering rounding tariffs down to the nearest standardised band which would be:*

- 2.5% for tariffs currently under 20% (e.g. a 19.2% tariff becomes 17.5%, a 12.3% tariff becomes 10%)
- 5% for tariffs currently between 21% and 50% (e.g. 48% tariff becomes 45%, 22% becomes 20%)
- 10% for tariffs currently above 51% (e.g. a 68% tariff becomes 60%)

Should the Government round tariffs down to the nearest standardised band?

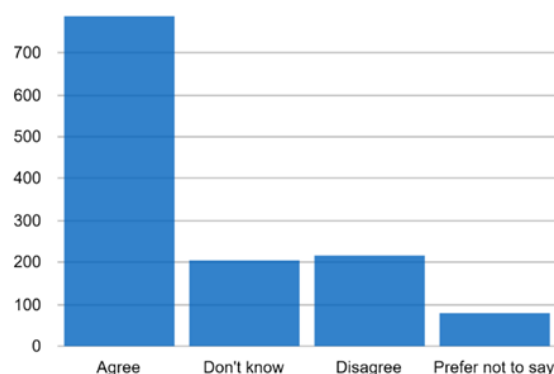
Overall, the majority responded that they agree with the principle to round tariffs down to the nearest standardised band (61%), followed by don't know (16%), disagree (17%) and prefer not to say (7%). A breakdown of the responses is set out in Figure 3.

Among respondents who agreed with the proposal to round tariffs down to the nearest standardised band, common reasons in favour of this proposal included general commentary in favour of the principle of simplification and liberalisation. Moreover, other responses cited that the proposal could reduce the administrative burden on industry, lower costs for consumers and have a positive economic effect by lowering costs for businesses. In some cases, respondents provided specific examples of commodity code(s) and outlined why it would be beneficial.

Respondents who disagreed with the proposal to round tariffs down to the nearest standardised band provided a range of reasons, including that the banding proposal would negatively impact industry or their specific interests and have negative economic impacts. Other respondents set out that the proposal represented an unnecessary change and would have a negligible difference to their interests or the UK economy. In addition to this, some who disagreed expressed a preference to maintain the existing tariff rates the UK applies and highlighted the need to protect UK sectors. Some respondents highlighted this proposal could have adverse effects on some developing country exporters as the proposal would reduce their preference margin.

Figure 3: Summary of GOV.UK Responses on Tariff Banding proposal

Response Type	Number of responses	Percentage of responses
Agree	788	61%
Disagree	214	17%
Don't Know	206	16%
Prefer not to say	80	6%
TOTAL	1288	100%



Agricultural Tariff Simplification

Consultation question: *The Government is considering taking steps towards applying agricultural tariffs that are applied as single percentages.*

Should the Government consider moving in this direction?

Overall, the highest proportion of respondents selected don't know (48%) to the principle to take steps toward applying agricultural tariffs as a single percentage, followed by agree (25%), disagree (15%) and prefer not to say (12%).

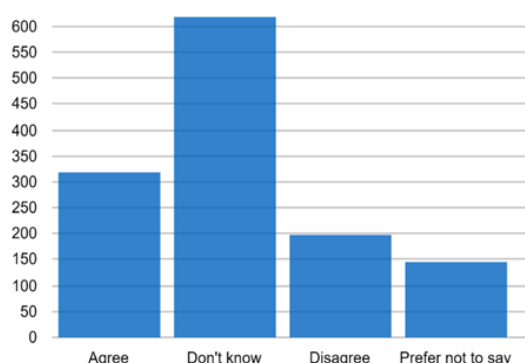
Analysing the responses of those who selected agree and disagree, among respondents who agreed with the proposal of the Government taking steps towards applying agricultural tariffs as a single percentage, common reasons in favour of this proposal included general commentary in favour of the principle of simplification and in some cases providing a specific example of a change to a commodity code and outlined why it would be beneficial. Some respondents in favour highlighted that applying agricultural tariffs as a single percentage would make the UK Global Tariff more transparent and reduce the complexity of calculating tariffs.

Respondents who disagreed with the proposed amendment in some cases expressed a preference to maintain the existing tariff structures for agricultural tariffs. Some respondents provided feedback setting out that that applying agricultural tariffs as a percentage could reduce the level of tariff protection for UK agricultural sectors when world food prices fluctuate and have negative economic effects on the industry. In some instances, respondents provided specific examples of a change, including the commodity code when outlining as to why they disagreed with the proposal. Some respondents highlighted that complex agricultural tariffs could help to promote market stability for UK producers and noted that developing countries could be impacted by increased competition resulting from this simplification.

The respondents who answered don't know to the proposed amendment often posited that they did not have enough expertise or experience in agricultural tariffs, or it was not applicable to their area of interest. In some instances, respondents were uncertain about the impact the proposed amendment will have on UK agriculture sectors.

Figure 4: Summary of GOV.UK Responses on the Agricultural Tariff Simplification proposal

Response Type	Number of responses	Percentage of responses
Agree	319	25%
Disagree	199	15%
Don't Know	617	48%
Prefer not to say	148	12%
TOTAL	1283	100%



Tailoring the UK Global Tariff

Removing tariffs on key inputs to production

Consultation question: *Inputs are goods which businesses import for the use in production and manufacturing of other goods. The Government is considering removing these tariffs with the aim of reducing input costs for UK producers to support UK manufacturing.*

To assist identifying which goods are classified as inputs to production, the Government may consider the non-exhaustive goods listed in the following documents:

- [Broad Economic Categories \(BEC\) list](#)
- [List of tariff suspensions that currently apply on inputs to production](#)
- [List of goods that have applied for Inward Processing](#)

Please note that these documents are not exhaustive.

Should the Government remove tariffs on key inputs to production and manufacturing?

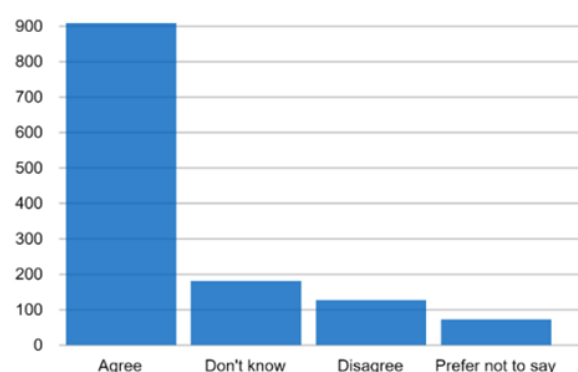
Overall, a clear majority of respondents (70%) agreed with the principle of removing tariffs on key inputs to production and manufacturing, followed by don't know (14%), disagree (10%) and prefer not to say (6%).

Among respondents who agreed with the proposal of removing tariffs on key inputs to production and manufacturing, key reasons cited were that the proposal would positively impact the productivity of UK industry, and that removing these tariffs would enable UK industry to compete more effectively. Other responses cited the proposal would have a positive impact on industry competitiveness and decrease the costs of manufacturing. In some cases, respondents provided specific examples of a change, including the commodity code(s).

Respondents who disagreed with the proposal of removing tariffs on key inputs to production and manufacturing provided a range of reasons, including that the proposal would negatively impact the competitiveness of UK industry by reducing tariff protections, therefore negatively impacting UK industry. Other respondents argued the proposal represented an unnecessary change and expressed preferences to maintain the existing tariff rates the UK applies. Some respondents highlighted that removing these tariffs could negatively impact key developing country export sectors. Finally, several responses provided comments on the non-exhaustive goods listed (BES, tariff suspensions and Inward Processing) and questioned whether these lists were appropriate for defining key inputs.

Figure 5: Summary of GOV.UK Responses on the removing tariffs on key inputs to production proposal

Response Type	Number of responses	Percentage of responses
Agree	907	70%
Disagree	127	10%
Don't Know	182	14%
Prefer not to say	75	6%
TOTAL	1291	100%



Removing tariffs where the UK has zero or limited domestic production

Consultation question: *The UK is considering removing tariffs on goods where there is limited or zero UK production with the aim of benefiting UK consumers by lowering the cost of these imports.*

To help identify which goods are classified as having limited or zero domestic production, the Government may consider, among other things, the goods listed in the following documents:
[List of tariff suspensions that currently apply on inputs to production](#)

Please note that this document is not exhaustive. These goods, by definition, represent areas of low production in Europe. The Government will consider, among other things, these goods when identifying areas of zero or limited production in the UK.

Should the Government remove tariffs where the UK has limited or zero domestic production?

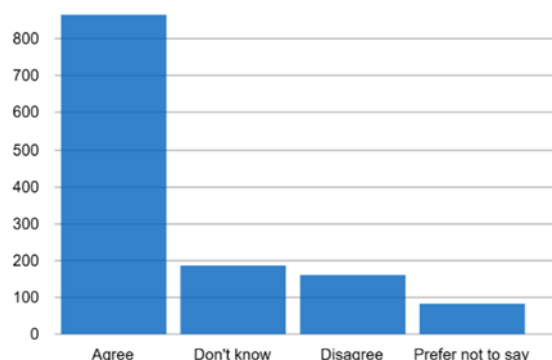
Overall, the majority responded that they agree (67%) with the principle to remove tariffs where the UK has limited or zero domestic production, followed by don't know (14%), disagree (12%) and prefer not to say (7%).

Among respondents who agreed with the proposal to remove tariffs where the UK has limited or zero production, common reasons in favour included general commentary on the economic benefits of tariff liberalisation, with respondents in some cases providing specific examples of products that are not sourced in the UK. In some cases, other respondents outlined that removing these tariffs would make products cheaper for consumers, benefit their particular interests and could improve competitiveness of industry through more effective competition. Moreover, some respondents highlighted there was little value added in protecting non-existent domestic industries

Respondents who disagreed with this proposal highlighted reasons such as the need to protect UK sectors where some production exists, in some cases stating their preference to maintain the existing tariff rates. Others argued that removing tariffs where there is zero or limited production could negatively impact certain industries, including the growth of emerging UK sectors. Some respondents highlighted that removing tariffs on goods the UK does not produce could lead to a significant erosion of preference margins and disrupt trade for developing countries. Several responses provided comments regarding the validity of using the tariff suspensions list to define zero to limited production.

Figure 6: Summary of GOV.UK Responses on the removing tariffs where the UK has zero or limited domestic production proposal.

Response Type	Number of responses	Percentage of responses
Agree	866	67%
Disagree	160	12%
Don't Know	186	14%
Prefer not to say	85	7%
TOTAL	1297	100%



Section 3: Online Consultation Response

Direct Email Submissions

A small number of respondents chose to submit their response via email to a DIT tariff consultation inbox which was open during the consultation period. In total, 75 respondents submitted feedback, including Business Associations (29), Businesses (28), Non-governmental organisations (NGOs) (10) and Individuals (3). Table 6 sets out a breakdown of the email submissions per respondent group.

Table 6: number of submissions per respondent group.

Respondent group	Number of responses
Individual	3
Non-governmental organisation (NGO)	10
Public sector body	5
Business	28
Business association	29
Total number of responses	75

DIT manually assigned sectors to each respondent, given they did not complete the online GOV.UK questionnaire and did not always indicate which sector they belonged to or had an interest in. The categorisation was based on their organisation and/or subject matter outlined in their feedback. Table 7 sets out a breakdown of the sectors those who made email submissions belonged to. Unknown responses were coded where there was no clear reference to a particular sector. Table 7 sets out a breakdown of the identified sectors - the top five sectors identified are **Manufacturing** (32), **Public Services** (11), **Agriculture** (6), **Transport & Distribution** (6) and **Energy & Mining** (5).

Table 7: Summary of which sectors those who made email submissions belonged to. Those making email submissions did not always indicate which sector they belonged to, and as such DIT has assigned sector(s) based on the submitters profile.

Sectors	Number of responses selected
Manufacturing	32
Agriculture	6
Transport & Distribution	6
Energy & Mining	5
Retail & Hospitality	1
Business Services	4
Broadcasting, Creative & Digital	2
Public Services	11
Construction	0
Not Sector Specific	2
Unknown	9
Total number of responses	2977

Sentiment of responses

Each response was assigned a sentiment: **Positive**, **Mixed**, **Negative**, **Neutral** and **Unknown**. The largest number of responses were assigned as unknown (33%) - where the sentiment was not clear, followed by mixed (29%), positive (28%), negative (7%) and neutral (3%). A breakdown of the responses is set out in Figure 7.

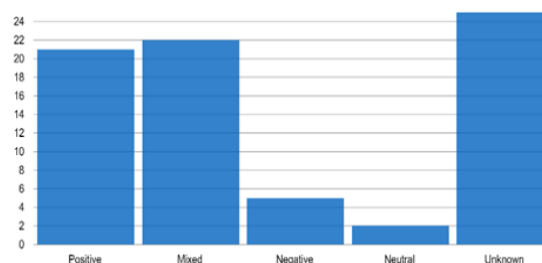
Those who provided positive sentiment responses provided feedback on particular themes, such as positive general commentary towards liberalisation and the Government's proposed amendments / simplification proposals. Positive responses included commentary around the economic benefits of liberalisation and removing tariffs, as well as how the proposed changes would have benefits for the respondent's interests by reducing costs for businesses and consumers. In some cases, respondents provided specific examples of commodity code(s) they had an interest in and outlined their preferred tariff rate.

Among those who provided negative sentiment responses, the email submissions included general commentary outlining a preference to maintain the tariff rates the UK currently applies in order to maintain preferential trade with developing countries or to protect UK sectors.

Respondents who provided mixed, neutral or unknown sentiment feedback included commentary either in favour or against specific proposed amendments / simplification principles, on maintaining preferential trade with developing countries and general responses regarding the UK's preferential tariff rates with the EU and third countries that was not directly related to MFN tariffs. In some cases, some respondents expressed a preference to maintain the existing tariff rates or remove tariffs. A breakdown of the responses is set out in Figure 7.

Figure 7: Summary of the sentiment of responses among respondents who provided an email submission

Response Type	Number of responses	Percentage of responses
Positive	21	28%
Mixed	22	29%
Negative	5	7%
Neutral	2	3%
Unknown	25	33%
TOTAL	75	100%



Next steps

The Government has carefully considered the responses to the consultation which have informed our approach to the UK Global Tariff policy. Alongside this summary of response document, the Government has published its response to the consultation that sets out the decisions that were made following this consultation.

The Government recognises the importance of developing the UK Global Tariff Policy that is tailored to the UK economy, benefits consumers and supports British industry. DIT was grateful to those who took the time to respond to the consultation and attend events throughout the UK. The Government will continue to engage and take into account views from devolved governments, business, civil society groups and consumers to ensure the UK's trade policy works for the whole of the UK.

It was recognised that there continues to be a strong public interest around the subject matter raised in this consultation. The Government will continue to engage with the public to listen to their concerns and help develop future UK trade policy.

The UK Global Tariff will enter into force after the transition period, on 1 January 2021. Further guidance for traders to prepare ahead of the implementation of the UK Global Tariff Policy will be provided on GOV.UK.

Annex A: Consultation Questions

The questions detailed below were asked via the online portal on gov.uk to the consultation on the UK Global Tariff. Answers to each question were provided by a tick box or a free text box. A combination of a tick box and free text box was also used in Sections 2 and 3.

All respondents were required to agree to the Privacy and Confidentiality section

1. *Do you consent for the Department for International Trade to gather your personal data and response to this consultation as outlined in the privacy notice?*
2. *Do you consent for your response to this public consultation to be used as part of future published government documents relating to the UK's Global Tariff policy?*
3. *Do you consent for the Department for International Trade, or organisations working on their behalf, to contact you regarding the responses you have given?*
4. *The Department for International Trade would like to contact you about wider trade policy and related developments in the future. Do you consent for us to do so?*

All respondents were required to provide general background information:

5. *Who are you responding as?*
6. *Please provide your name*
7. *What is your email address?*

Individuals

Section 2: Tariff Rates

8. *Were you aware of Most Favoured Nation (MFN) applied tariffs prior to hearing about this consultation?*
9. *Which of the following sectors are important to you when considering the current applied tariffs (the EU's Common External Tariff)?*
10. *Based on your selection in previous question, please explain why the current UK applied tariffs (the EU's Common External Tariff) are important to these sectors.*
11. *Would you like to provide comments on specific tariff rates?*
12. *Please select the good(s) that you wish to comment on. You will then be able to propose whether the future applied tariff rate(s) on the selected good(s) should remain the same, be reduced or removed.*
13. *Please provide your rationale and any supporting evidence on why you are proposing a change to this tariff rate.*
14. *Please provide any further comments on the UK Global Tariff.*

Section 3: UK Global Tariff Principles

15. *Should the Government remove tariffs on goods of 2.5% or less?*
16. *Please justify your answer and provide any further comments on this proposal, referring to specific goods where possible.*
17. *Should the Government round tariffs down to the nearest standardised band?*
18. *Please justify your answer and provide any further comments on this proposal, referring to specific goods where possible.*
19. *The Government is considering taking steps towards applying agricultural tariffs that are applied as single percentages. Should the Government consider moving in this direction?*
20. *Please justify your answer and provide any further comments on this proposal, referring to specific goods where possible.*

21. *Should the Government remove tariffs on key inputs to production and manufacturing?*
22. *Please justify your answer and provide any further comments on this proposal, referring to specific goods where possible.*
23. *Should the Government remove tariffs where the UK has limited or zero domestic production?*
24. *Please justify your answer and provide any further comments on this proposal, referring to specific goods where possible.*

Section 4: Stakeholder Information

25. *Where do you currently live (your main address)?*
26. *What is your gender?*
27. *What was your age at your last birthday?*
28. *What is your ethnicity?*
29. *How did you find out about this consultation?*

Non-Governmental Organisations

Section 2: Tariff Rates

8. *Were you aware of Most Favoured Nation (MFN) applied tariffs prior to hearing about this consultation?*
9. *Do you import goods into the UK?*
10. *From which region(s) of the world do you import?*
11. *Do you import on Most Favoured Nation terms?*
12. *Which of the following sectors are important to you when considering the current applied tariffs (the EU's Common External Tariff)?*
13. *Based on your selection in previous question, please explain why the current UK applied tariffs (the EU's Common External Tariff) are important to these sectors.*
14. *Would you like to provide comments on specific tariff rates?*
15. *Please select the good(s) that you wish to comment on. You will then be able to propose whether the future applied tariff rate(s) on the selected good(s) should remain the same, be reduced or removed.*
16. *Please provide your rationale and any supporting evidence on why you are proposing a change to this tariff rate.*
17. *Please provide any further comments on the UK Global Tariff.*

Section 3: UK Global Tariff Principles

18. *Should the Government remove tariffs on goods of 2.5% or less?*
19. *Please justify your answer and provide any further comments on this proposal, referring to specific goods where possible.*
20. *Should the Government round tariffs down to the nearest standardised band?*
21. *Please justify your answer and provide any further comments on this proposal, referring to specific goods where possible.*
22. *The Government is considering taking steps towards applying agricultural tariffs that are applied as single percentages. Should the Government consider moving in this direction?*
23. *Please justify your answer and provide any further comments on this proposal, referring to specific goods where possible.*
24. *Should the Government remove tariffs on key inputs to production and manufacturing?*
25. *Please justify your answer and provide any further comments on this proposal, referring to specific goods where possible.*
26. *Should the Government remove tariffs where the UK has limited or zero domestic production?*
27. *Please justify your answer and provide any further comments on this proposal, referring to specific goods where possible.*

Section 4: Stakeholder Information

28. *What is the name of the organisation you are responding on behalf of?*
29. *What is your company number with Companies House?*
30. *Which area(s) does your organisation represent?*
31. *How many members does your organisation represent in total?*
32. *How did you find out about this consultation?*

Businesses

Section 2: Tariff Rates

8. *Were you aware of Most Favoured Nation (MFN) applied tariffs prior to hearing about this consultation?*
9. *Do you import goods into the UK?*
10. *From which region(s) of the world do you import?*
11. *Do you import on Most Favoured Nation terms?*
12. *Which of the following sectors are important to you when considering the current applied tariffs (the EU's Common External Tariff)?*
13. *Based on your selection in previous question, please explain why the current UK applied tariffs (the EU's Common External Tariff) are important to these sectors.*
14. *Would you like to provide comments on specific tariff rates?*
15. *Please select the good(s) that you wish to comment on. You will then be able to propose whether the future applied tariff rate(s) on the selected good(s) should remain the same, be reduced or removed.*
16. *Please provide your rationale and any supporting evidence on why you are proposing a change to this tariff rate.*
17. *Please provide any further comments on the UK Global Tariff.*

Section 3: UK Global Tariff Principles

18. *Should the Government remove tariffs on goods of 2.5% or less?*
19. *Please justify your answer and provide any further comments on this proposal, referring to specific goods where possible.*
20. *Should the Government round tariffs down to the nearest standardised band?*
21. *Please justify your answer and provide any further comments on this proposal, referring to specific goods where possible.*
22. *The Government is considering taking steps towards applying agricultural tariffs that are applied as single percentages. Should the Government consider moving in this direction?*
23. *Please justify your answer and provide any further comments on this proposal, referring to specific goods where possible.*
24. *Should the Government remove tariffs on key inputs to production and manufacturing?*
25. *Please justify your answer and provide any further comments on this proposal, referring to specific goods where possible.*
26. *Should the Government remove tariffs where the UK has limited or zero domestic production?*
27. *Please justify your answer and provide any further comments on this proposal, referring to specific goods where possible.*

Section 4: Stakeholder Information

28. *What is the name of your business? What is your gender?*
29. *What is your company number with Companies House?*
30. *Approximately how many employees are currently on your businesses' payroll in the UK across all sites?*
31. *Where is your business is located?*

32. *In what sector(s) does your business predominately operate in the UK?*
33. *How did you find out about this consultation?*

Business Associations

Section 2: Tariff Rates

8. *Were you aware of Most Favoured Nation (MFN) applied tariffs prior to hearing about this consultation?*
9. *Do you import goods into the UK?*
10. *From which region(s) of the world do you import?*
11. *Do you import on Most Favoured Nation terms?*
12. *Which of the following sectors are important to you when considering the current applied tariffs (the EU's Common External Tariff)?*
13. *Based on your selection in previous question, please explain why the current UK applied tariffs (the EU's Common External Tariff) are important to these sectors.*
14. *Would you like to provide comments on specific tariff rates?*
15. *Please select the good(s) that you wish to comment on. You will then be able to propose whether the future applied tariff rate(s) on the selected good(s) should remain the same, be reduced or removed.*
16. *Please provide your rationale and any supporting evidence on why you are proposing a change to this tariff rate.*
17. *Please provide any further comments on the UK Global Tariff.*

Section 3: UK Global Tariff Principles

18. *Should the Government remove tariffs on goods of 2.5% or less?*
19. *Please justify your answer and provide any further comments on this proposal, referring to specific goods where possible.*
20. *Should the Government round tariffs down to the nearest standardised band?*
21. *Please justify your answer and provide any further comments on this proposal, referring to specific goods where possible.*
22. *The Government is considering taking steps towards applying agricultural tariffs that are applied as single percentages. Should the Government consider moving in this direction?*
23. *Please justify your answer and provide any further comments on this proposal, referring to specific goods where possible.*
24. *Should the Government remove tariffs on key inputs to production and manufacturing?*
25. *Please justify your answer and provide any further comments on this proposal, referring to specific goods where possible.*
26. *Should the Government remove tariffs where the UK has limited or zero domestic production?*
27. *Please justify your answer and provide any further comments on this proposal, referring to specific goods where possible.*

Section 4: Stakeholder Information

28. *What is the name of the trade association or business representative organisation you are responding on behalf of?*
29. *Number of businesses represented*
30. *Average size of businesses represented*
31. *Which business area(s) does your organisation represent?*
32. *How did you find out about this consultation?*

Public Sector Bodies

Section 2: Tariff Rates

8. *Were you aware of Most Favoured Nation (MFN) applied tariffs prior to hearing about this consultation?*
9. *Which of the following sectors are important to you when considering the current applied tariffs (the EU's Common External Tariff)?*
10. *Based on your selection in previous question, please explain why the current UK applied tariffs (the EU's Common External Tariff) are important to these sectors.*
11. *Would you like to provide comments on specific tariff rates?*
12. *Please select the good(s) that you wish to comment on. You will then be able to propose whether the future applied tariff rate(s) on the selected good(s) should remain the same, be reduced or removed.*
13. *Please provide your rationale and any supporting evidence on why you are proposing a change to this tariff rate.*
14. *Please provide any further comments on the UK Global Tariff.*

Section 3: UK Global Tariff Principles

15. *Should the Government remove tariffs on goods of 2.5% or less?*
16. *Please justify your answer and provide any further comments on this proposal, referring to specific goods where possible.*
17. *Should the Government round tariffs down to the nearest standardised band?*
18. *Please justify your answer and provide any further comments on this proposal, referring to specific goods where possible.*
19. *The Government is considering taking steps towards applying agricultural tariffs that are applied as single percentages. Should the Government consider moving in this direction?*
20. *Please justify your answer and provide any further comments on this proposal, referring to specific goods where possible.*
21. *Should the Government remove tariffs on key inputs to production and manufacturing?*
22. *Please justify your answer and provide any further comments on this proposal, referring to specific goods where possible.*
23. *Should the Government remove tariffs where the UK has limited or zero domestic production?*
24. *Please justify your answer and provide any further comments on this proposal, referring to specific goods where possible.*

Section 4: Stakeholder Information

25. *What is the name of the public sector body you are responding on behalf of?*
26. *Which area(s) does your public sector body represent?*
27. *How did you find out about this consultation?*

Annex B: Breakdown of Responses to the Proposed Changes Questions

The following graphs set out a breakdown of the responses by respondent group; Individuals, Non-Governmental Organisations, Businesses, Business Associations, Public Sector Bodies. The graphs detail a further breakdown as to how each respondent group answered the questions to the Government’s proposed amendments / simplification proposals

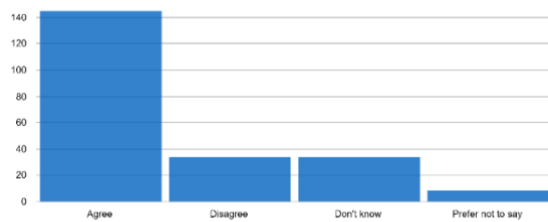
Simplifying and Tailoring the UK Global Tariff

Removal of Nuisance Tariffs

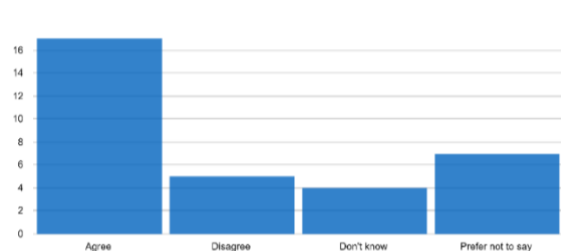
Consultation question: *The Government is considering removing comparatively low tariffs, commonly known as “nuisance tariffs”, of 2.5% or less which in some instances could reduce the administrative burden on UK businesses.*

Should the Government remove tariffs on goods of 2.5% or less?

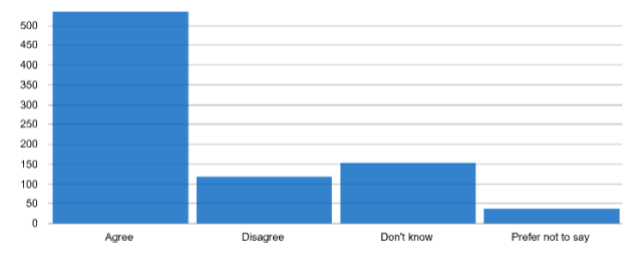
Graph 1: Individuals who responded to the Nuisance Tariffs Question.



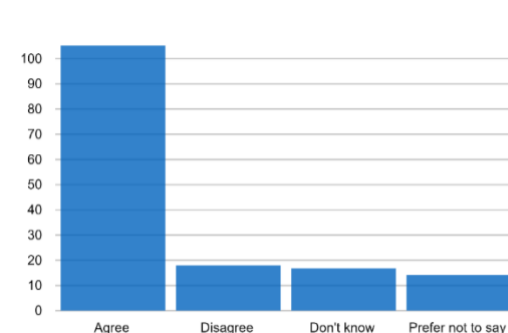
Graph 2: Non-Governmental Organisations who responded to the Nuisance Tariffs Question.



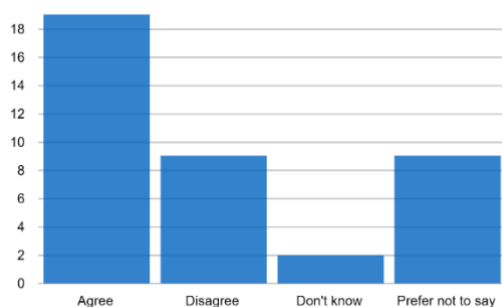
Graph 3: Businesses who responded to the Nuisance Tariffs Question.



Graph 4: Business Associations who responded to the Nuisance Tariffs Question.



Graph 5: Public Sector Bodies who responded to the Nuisance Tariffs Question



Graphs 1 to 5 set out how different respondents groups (Individuals, Non-Governmental organisations, Businesses, Business Associations and Public Sector Bodies) answered the Nuisance Tariffs question.

Overall, among Individual respondents answering the proposal to remove nuisance tariffs, a majority answered that they agree (136), followed by disagree (47), don't know (29) and prefer not to say (8). In total among Non-governmental organisations most selected agree (17), followed by prefer not to say (7), disagree (5) and don't know (4). Of the Business respondents, a clear majority selected agree (534), followed by don't know (153), disagree (117) and prefer not to say (38). In total, of Business Associations who answered the question, the results were as follows: 105 agree (105), 18 disagreed, 17 selected don't know and 14 preferred not to say. Among Public Sector Bodies, most respondents selected agree (19), followed by disagree (9) and prefer not to say (9) and don't know (2).

Introduction of Tariff Banding

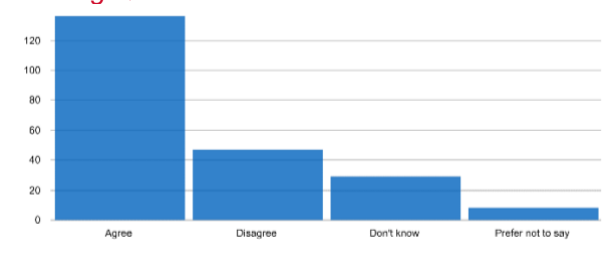
Consultation question: *Developing a bespoke tariff schedule provides the UK with an opportunity to simplify the tariff schedule it applies, so that it is easier for businesses to understand and use.*

The UK is considering rounding tariffs down to the nearest standardised band which would be:

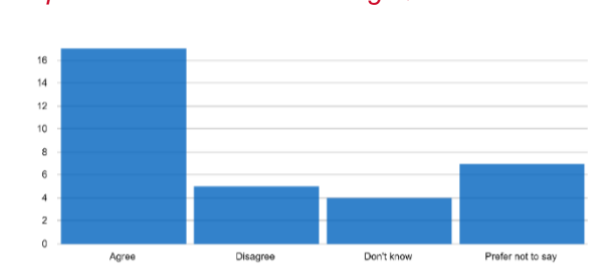
- *2.5% for tariffs currently under 20% (e.g. a 19.2% tariff becomes 17.5%, a 12.3% tariff becomes 10%)*
- *5% for tariffs currently between 21% and 50% (e.g. 48% tariff becomes 45%, 22% becomes 20%)*
- *10% for tariffs currently above 51% (e.g. a 68% tariff becomes 60%)*

Should the Government round tariffs down to the nearest standardised band?

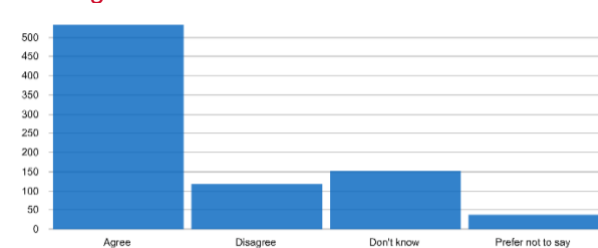
Graph 6: Individuals who responded to the Tariff Banding Question.



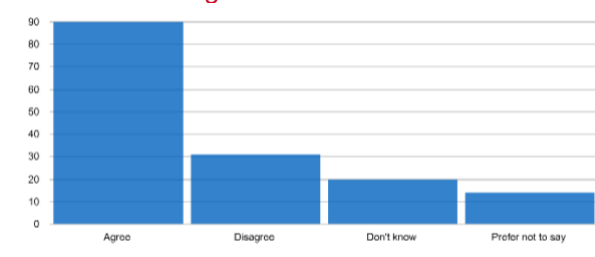
Graph 7: Non-Governmental Organisations who responded to the Tariff Banding Question



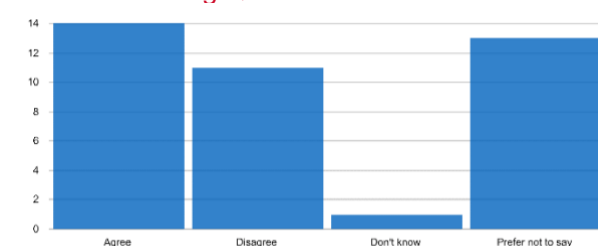
Graph 8: Businesses who responded to the Tariff Banding Question.



Graph 9: Business Associations who responded to the Tariff Banding Question



Graph 10: Public Sector Bodies who responded to the Tariff Banding Question



Graphs 6 to 10 set out how different respondents groups (Individuals, Non-Governmental organisations, Businesses, Business Associations and Public Sector Bodies) answered the Tariff Banding question.

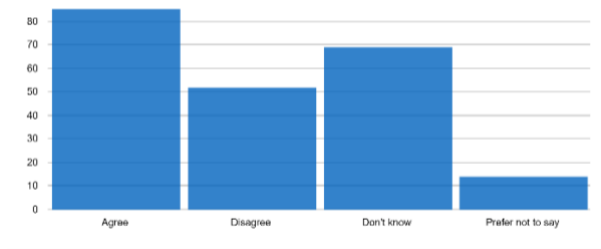
Overall, a majority of Individual respondents answered that they agree with the proposal of tariff banding (136), followed by disagree (47), don't know (29) and prefer not to say (8). In total, among the Non-governmental organisations, the majority selected agree (14), followed by disagree (8), prefer not to say (7) and don't know (3). Of the Business respondents, a clear majority answered agree (534), followed by disagree (117), don't know (153) and prefer not to say (38). In total, of Business Associations who answered the question, most selected agree (90), disagree (31), don't know (20) and prefer not to say (14). Among Public Sector Bodies the answers were as it follows: agree (14), prefer not to say (13) disagree (11) and don't know (1).

Agricultural Tariff Simplification

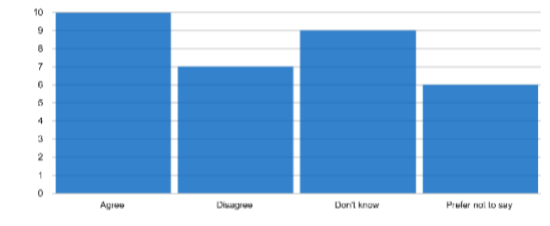
Consultation question: *The Government is considering taking steps towards applying agricultural tariffs that are applied as single percentages.*

Should the Government consider moving in this direction?

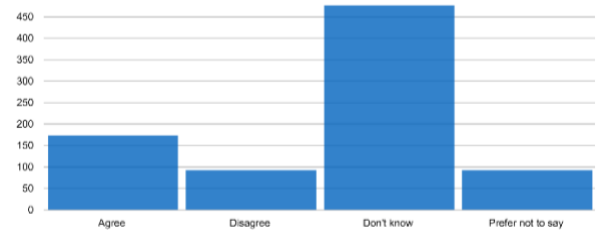
Graph 11: Individuals who responded to the Agricultural Simplification Question.



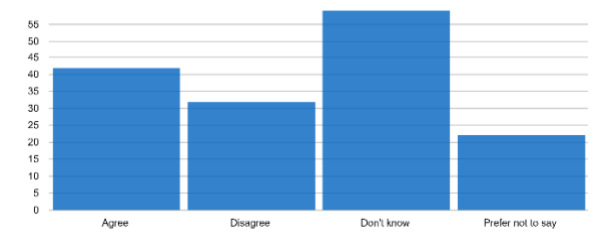
Graph 12: Non-Governmental Organisations who responded to the Agricultural Simplification Question.



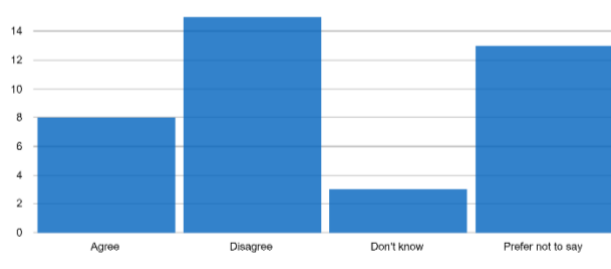
Graph 13: Businesses who responded to the Agricultural Simplification Question.



Graph 14: Business Associations who responded to the Agricultural Simplification Question.



Graph 15: Public Sector Bodies who responded to the Agricultural Simplification Question.



Graphs 11 to 15 set out how different respondents groups (Individuals, Non-Governmental organisations, Businesses, Business Associations and Public Sector Bodies) answered the Tariff Banding question.

Overall, among Individual respondents answering the proposal to remove nuisance tariffs, a majority answered that they agree (85), followed by don't know (69), disagree (52) and prefer not to say (14).. In total among Non-governmental organisations, the answers were as follows, agree (10), don't know (9), disagree (7) and prefer not to say (6). Of the Business respondents, a clear majority selected don't know (477), followed by agree (174), disagree (93) and prefer not to say (93). In total, of Business Associations who answered the question, most respondents select don't know (59), agree (42), disagree (32) and prefer not to say (22). Among Public Sector Bodies, the answers were as follows: disagree (15), prefer not to say (13), agree (8) and don't know (3).

Tailoring the UK Global Tariff

Removing tariffs on key inputs to production

Consultation question: *Inputs are goods which businesses import for the use in production and manufacturing of other goods. The Government is considering removing these tariffs with the aim of reducing input costs for UK producers to support UK manufacturing.*

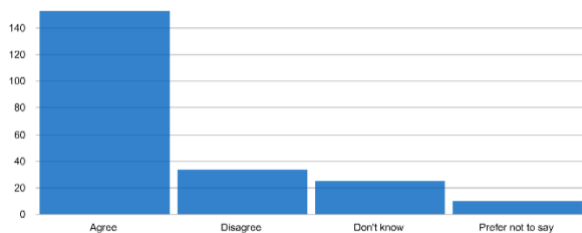
To assist identifying which goods are classified as inputs to production, the Government may consider the non-exhaustive goods listed in the following documents:

- [Broad Economic Categories \(BEC\) list](#)
- [List of tariff suspensions that currently apply on inputs to production](#)
- [List of goods that have applied for Inward Processing](#)

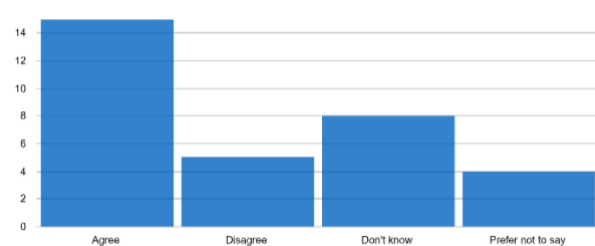
Please note that these documents are not exhaustive.

Should the Government remove tariffs on key inputs to production and manufacturing?

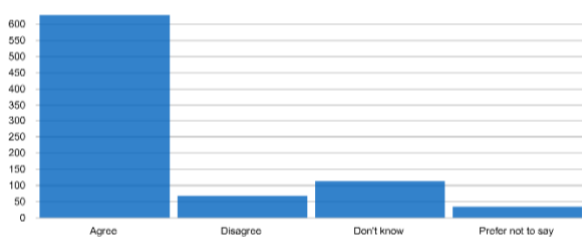
Graph 16: Individuals who responded to the Removing Tariffs on key inputs to production Question.



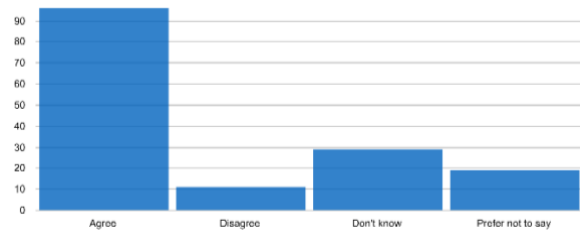
Graph 17: Non-Governmental Organisations who responded to the Removing Tariffs on key inputs to production Question.



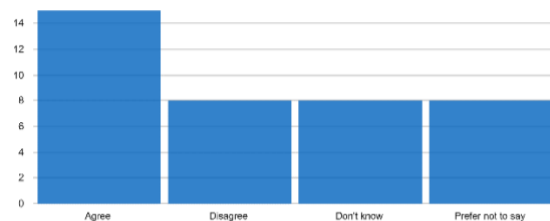
Graph 18: Businesses who responded to the Removing Tariffs on key inputs to production Question.



Graph 19: Business Associations who responded to the Removing Tariffs on key inputs to production Question.



Graph 20: Public Sector Bodies who responded to the Removing Tariffs on key inputs to production Question.



Graphs 16 to 20 set out how different respondents groups (Individuals, Non-Governmental organisations, Businesses, Business Associations and Public Sector Bodies) answered the Tariff Banding question.

Overall, among Individual respondents answering the proposal to liberalising tariffs on inputs to production, a clear majority indicated they agree with the proposal (153), followed by disagree (34), don't know (25) and prefer not to say (10). In total among Non-governmental organisations, most selected agree (15), then don't know, disagree (5) and prefer not to say (4). Of the Business respondents, a clear majority indicated that they agree (628), followed by don't know (113), disagree (69) and prefer not to say (34). In total, the majority of Business Associations answered agree (96), followed by don't know (29), prefer not to say (19) and disagree (11). Among Public Sector Bodies, the majority selected that they agree (15), followed by both disagree (8), prefer not to say (8) and don't know (8) which has an equal number of responses.

Removing tariffs where the UK has zero or limited domestic production

Consultation question: *The UK is considering removing tariffs on goods where there is limited or zero UK production with the aim of benefiting UK consumers by lowering the cost of these imports.*

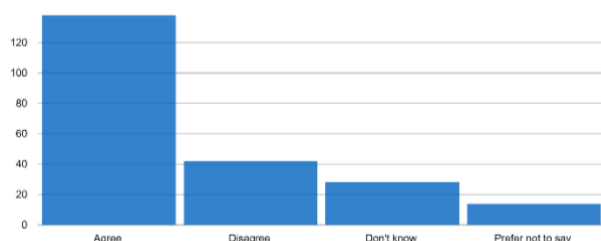
To help identify which goods are classified as having limited or zero domestic production, the Government may consider, among other things, the goods listed in the following documents:

- [List of tariff suspensions that currently apply on inputs to production](#)

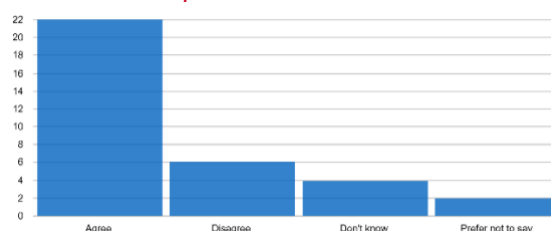
Please note that this document is not exhaustive. These goods, by definition, represent areas of low production in Europe. The Government will consider, among other things, these goods when identifying areas of zero or limited production in the UK.

Should the Government remove tariffs where the UK has limited or zero domestic production?

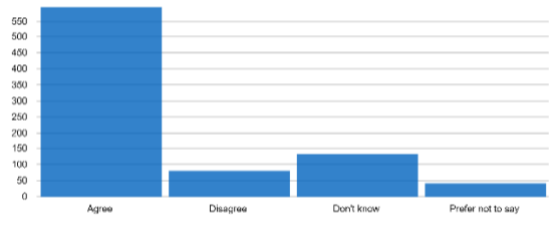
Graph 21: Individuals who responded to the Removing Tariffs on zero or limited domestic production Question.



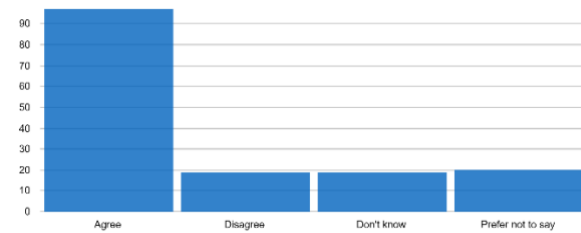
Graph 22: Non-Governmental Organisations who responded to the Removing Tariffs on zero or limited domestic production Question.



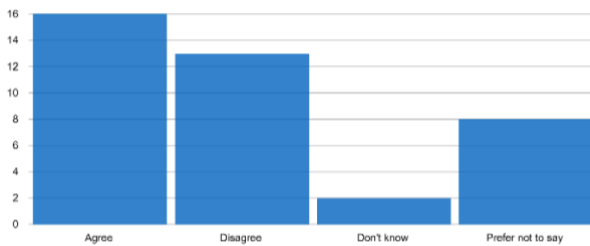
Graph 23: Businesses who responded to the Removing Tariffs on zero or limited domestic production Question



Graph 24: Business Associations who responded to the Removing Tariffs on zero or limited domestic production Question



Graph 25: Public Sector Bodies who responded to the Removing Tariffs on zero or limited domestic production Question



Graphs 21 to 25 set out how different respondents groups (Individuals, Non-Governmental organisations, Businesses, Business Associations and Public Sector Bodies) answered the Tariff Banding question.

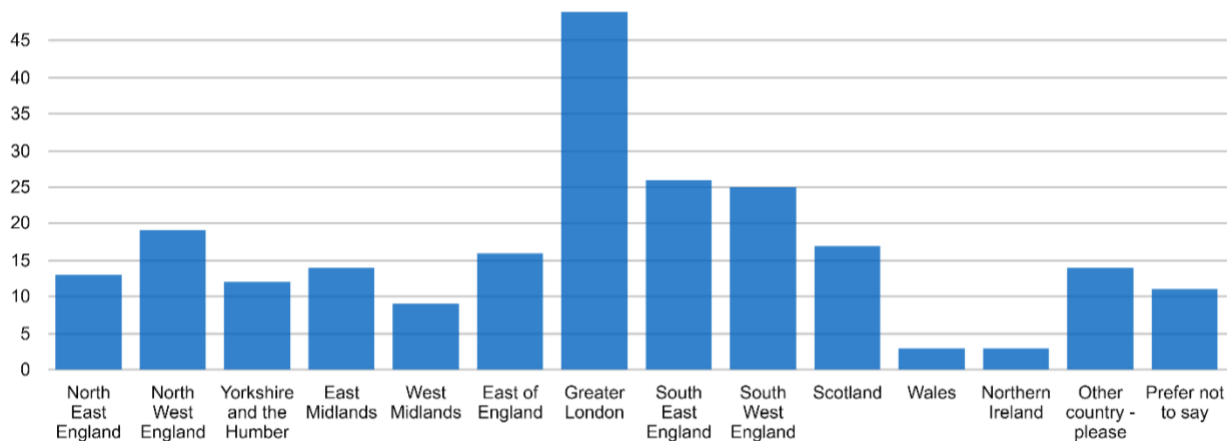
Overall, among Individual respondents answering the proposal to liberalise tariffs on products where there is zero or limited domestic production, 138 agreed, 42 disagreed, 28 selected don't know and 14 preferred not to say. In total among Non-governmental organisations, 22 agreed, 6 disagreed, 4 selected don't know and 2 preferred not to say. Of the Business respondents, 1593 agreed, 80 disagreed, 133 selected don't know and 41 preferred not to say. In total, of Business Associations who answered the question, 97 agreed, 19 disagreed, 19 selected don't know and 20 preferred not to say. Among Public Sector Bodies, 16 agreed, 13 disagreed, 2 selected don't know and 8 preferred not to say.

Annex C: Demographics

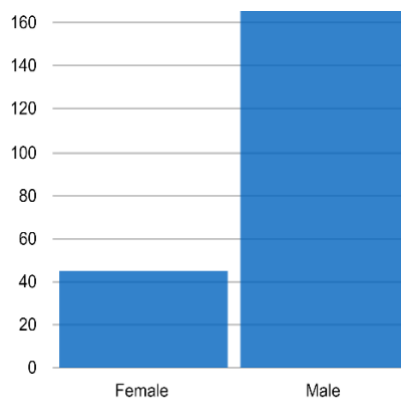
The Demographic questions in the GOV.UK consultation questionnaire were tailored based on the respondent groups that the consultation responses was submitted on behalf of. This means there is variation in the demographic questions asked for each of the Individual, Business, NGO, Public Sector Bodies and Business Association groups.

Individuals

Graph 26: showing the regions of the UK where individuals indicated that they are located, who completed the GOV.UK public consultation questionnaire.

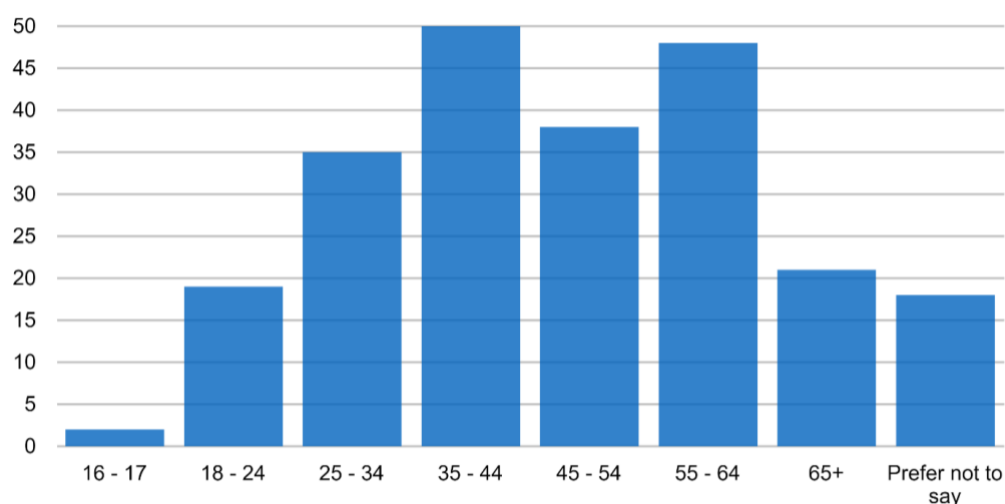


Graph 27: showing the sex indicated by individuals who completed the GOV.UK public consultation questionnaire³.

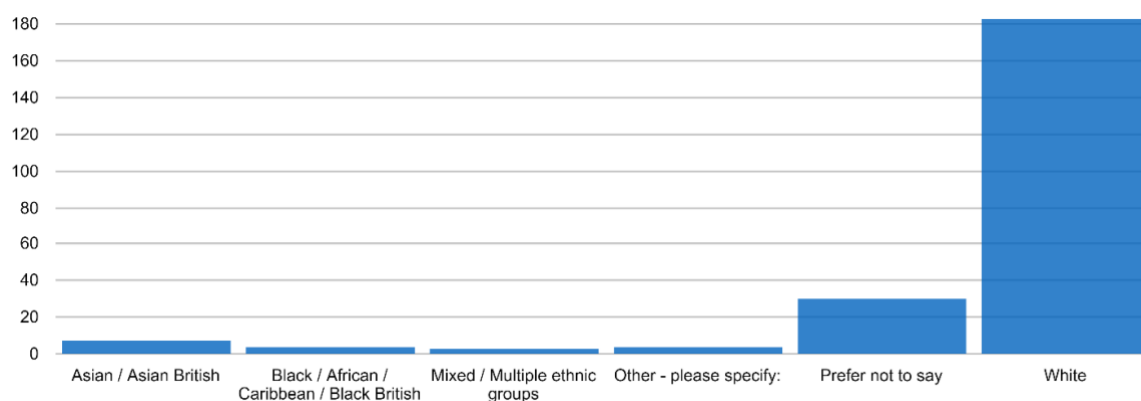


³ Respondents who selected 'Other' or 'Prefer not to say' are not included in this visualisation for disclosure reasons.

Graph 28: showing the age ranges indicated by individuals who completed the GOV.UK public consultation questionnaire. The question asked, “what age were you at your last birthday?”



Graph 29: showing the ethnicity indicated by individuals who completed the GOV.UK public consultation questionnaire.



Graphs 26 to 29 set out how the Individual respondent group answered their tailored Demographic questions. Individual respondents to the GOV.UK consultation totalled 231. The demographic questions for individual respondents are more detailed than those asked of the other respondent groups as there was an opportunity to collect more specific data.

Overall, sets out the the top three regions that individual respondents indicated they were located in were Greater London (49), South East England (26) and South West England (25). Where a positive (i.e. not don't know / prefer not to say) value was selected, the regions with the lowest number of respondents were Wales and Northern Ireland which had 3 responses each.

Of the 231 individual respondents, 166 selected their sex as male, with 34 selecting their sex as female. This is detailed in Graph 27.

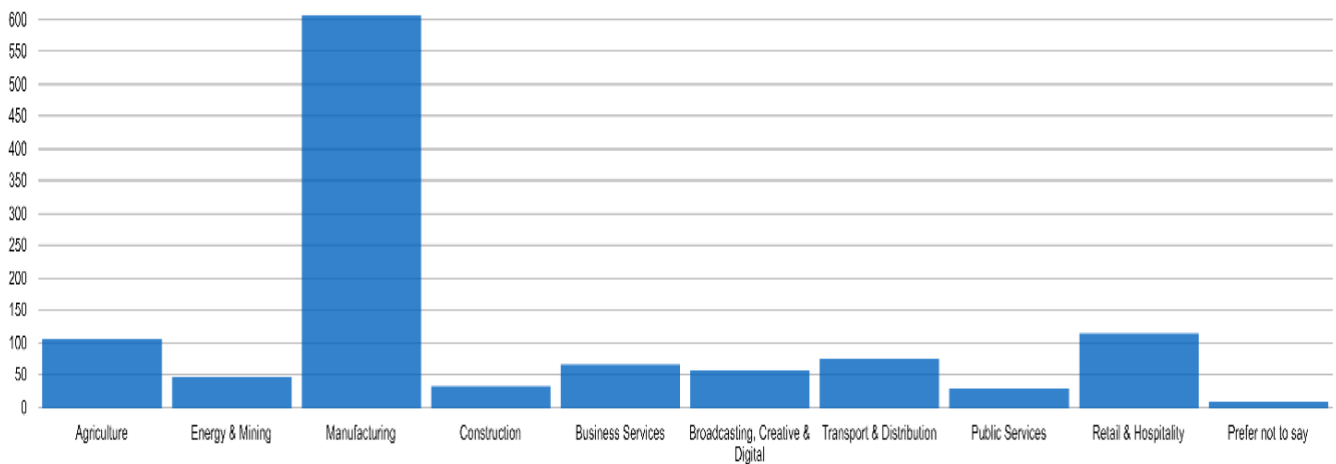
To the question “what age were you at your last birthday?” set out in Graph 28, the profile of GOV.UK questionnaire individual respondents show the majority of respondents selecting the age category 35-44 (50). The second highest age category was 55-64 (48) and the third was 45-54 (38).

Finally, the ethnic demographic of GOV.UK questionnaire shown in Graph 29 set out that among individual respondents there is a clear majority who identified as White (183). The second highest category selected was prefer not to say (30), and the third Asian / Asian British

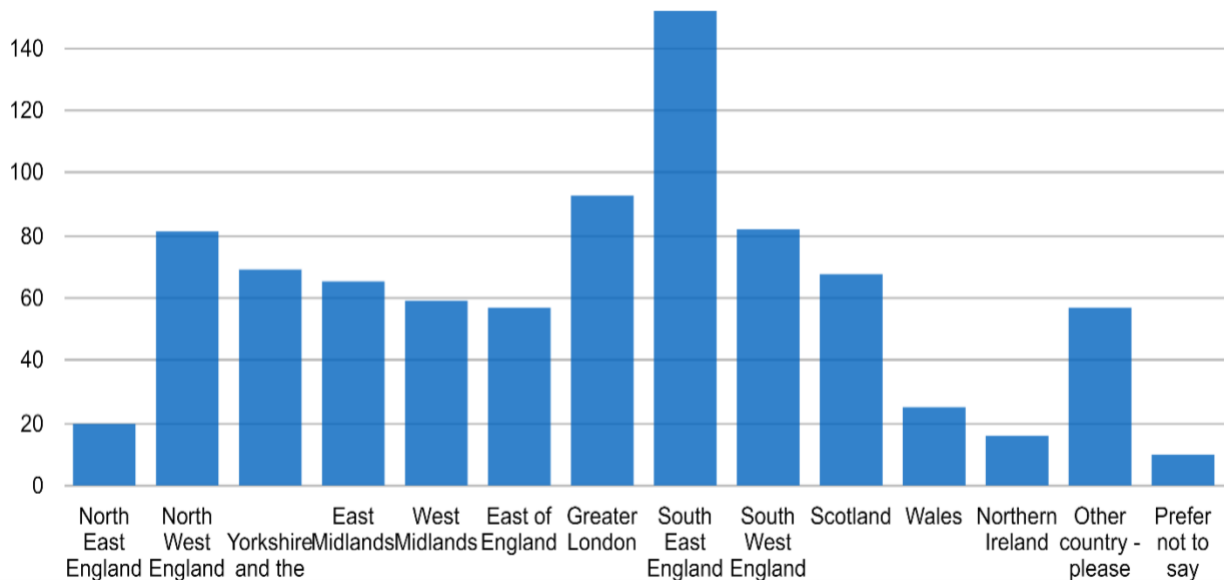
(7). For the remaining categories, 4 respondents selected Black / African / Caribbean / Black British, 3 respondents selected Mixed / Multiple Ethnic Groups and 4 selected Other

Businesses

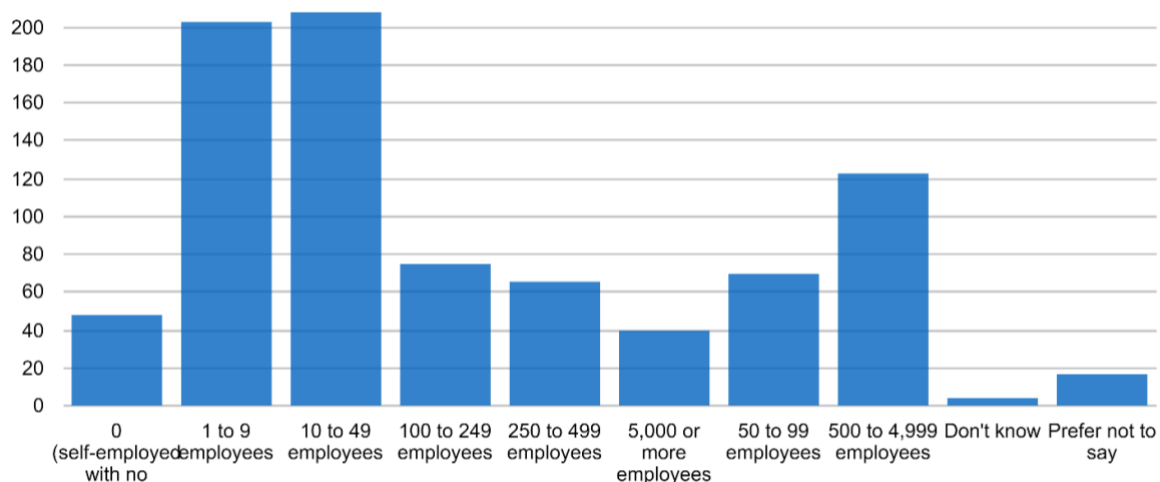
Graph 30: showing the sectors businesses predominately operate in, who completed the GOV.UK public consultation questionnaire.



Graph 31: showing the UK regions businesses predominately operate in, who completed the GOV.UK public consultation questionnaire.



Graph 32: showing the number of employees indicated by businesses who completed the GOV.UK public consultation questionnaire.



Graphs 30 to 32 set out how the Business respondent group answered their tailored Demographic questions. Business respondents to the GOV.UK consultation totalled 854.

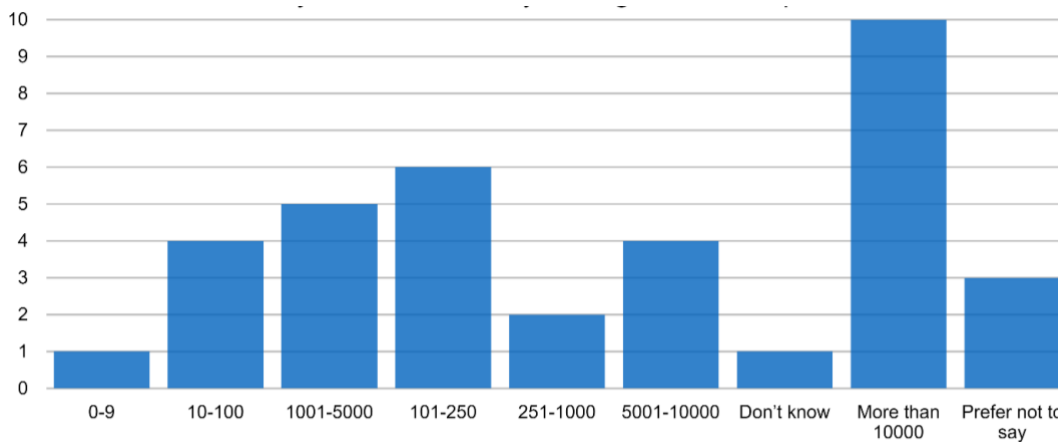
Respondents were able to select more than one sector that they operated in, in their GOV.UK submission. Overall, the main sector that business respondents identified as the sector they operated in was manufacturing (717). The next identified sector was Agriculture (159), followed by Transport & Distribution (153).

Overall, the main locations that business respondents indicated they were located were South East England (152), Greater London (93), South West England (82), North West England (81) and Yorkshire and the Humber (69). Of the Nations, 68 business respondents indicated they were located in Scotland, 25 indicated they were located in Wales, and 16 indicated they were located in Northern Ireland.

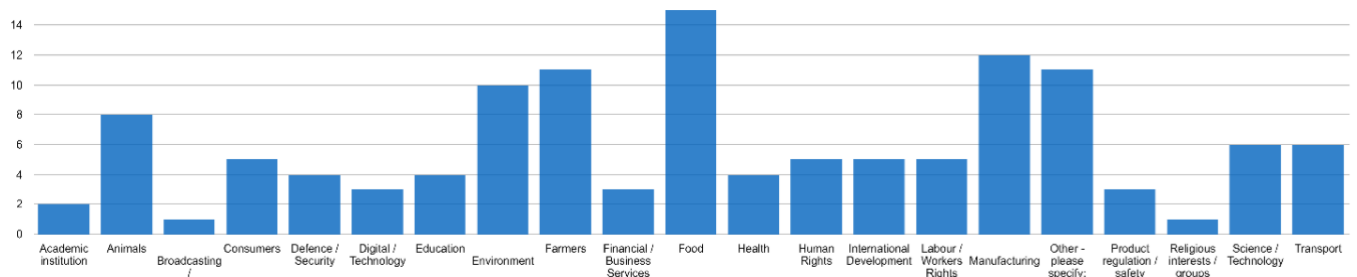
Businesses were asked to provide information on the size of their business. The highest number of respondents indicated their business had 10-49 employees (208), closely followed by businesses which had 1-9 employees (203). The next highest response was respondents who indicated their business had 500-4999 employees (123).

Non-governmental organisations (NGOs)

Graph 33: showing the number of members indicated by NGO's who completed the GOV.UK public consultation questionnaire.



Graph 34: showing the areas indicated by NGOs, who completed the GOV.UK public consultation questionnaire, operate.

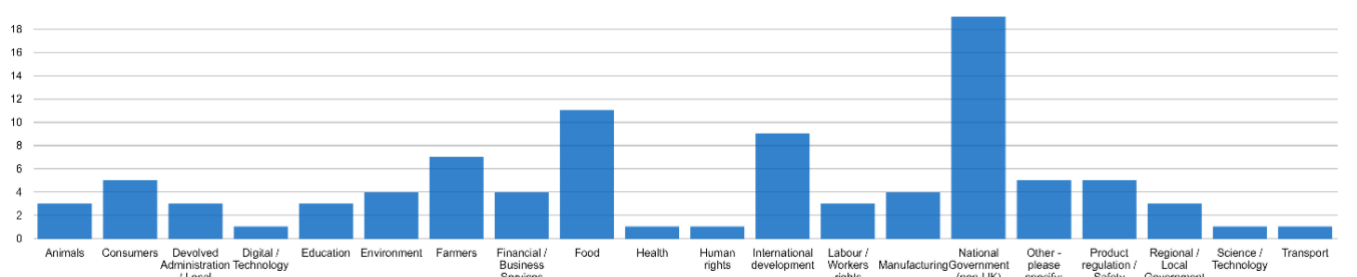


Graphs 33 and 34 set out how the NGO respondent group answered their tailored Demographic questions. NGO respondents to the GOV.UK consultation totalled 36.

The majority of NGO respondents indicated the number of members they represented were more than 10,000 (10). The next highest number of members an NGO represented was 101-250 (6). Overall, the key areas that NGOs represented were Food (15), Manufacturing (12), Farmers (11), Other (11), Environment (9) and Animals (8).

Public Sector Bodies

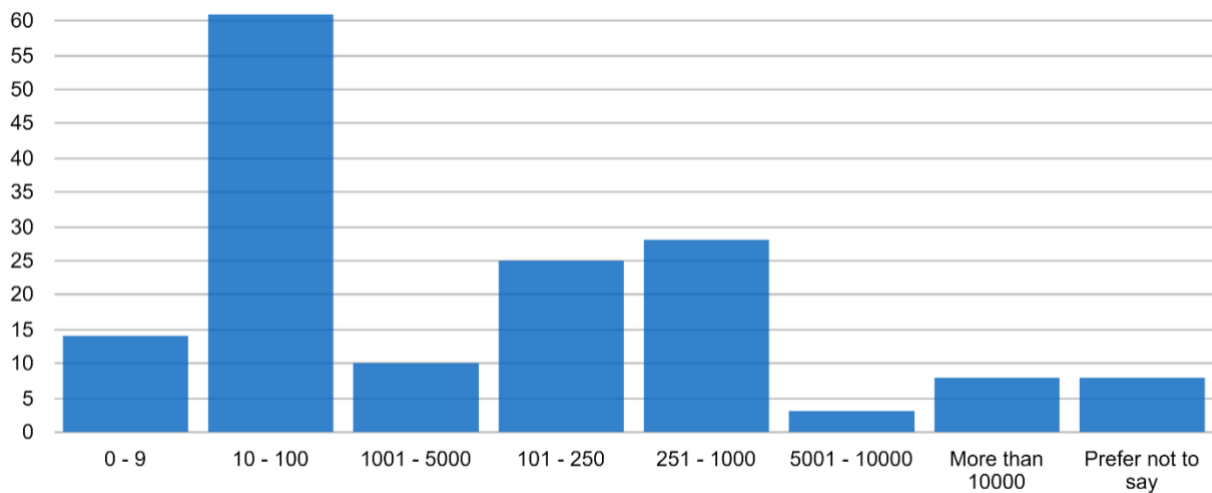
Graph 35: showing the areas represented by public sector bodies who completed the GOV.UK public consultation questionnaire.



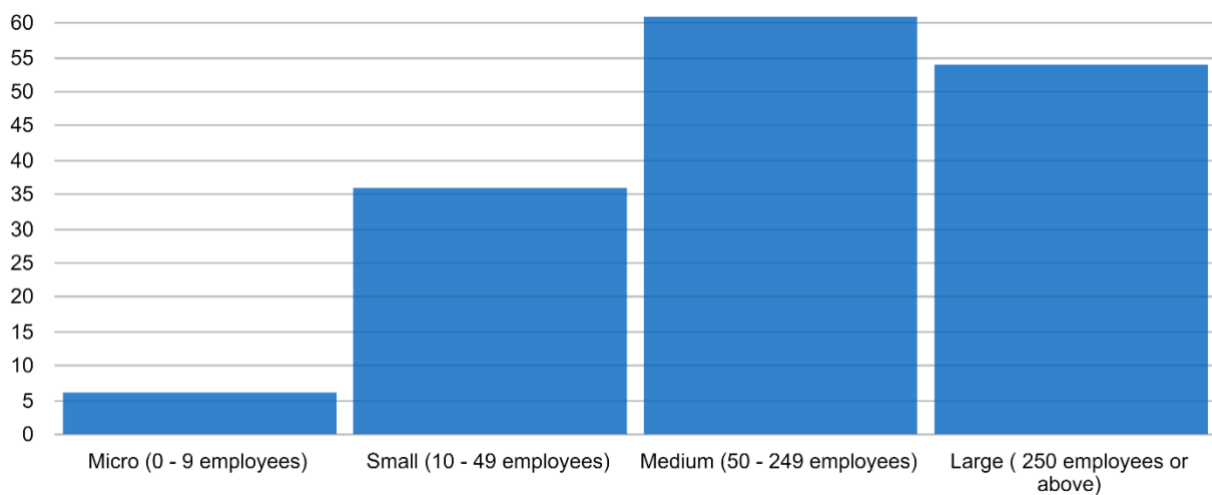
Graph 35 sets out how the Public Sector Bodies respondent group answered their tailored Demographic questions. Public Sector Body respondents to the GOV.UK consultation totalled 41. Overall, the key areas that Public Sector Bodies represented were National Governments (Non-UK) (19), Food (11), International Development (9), Farmers (7) and Consumers (5)

Business Associations

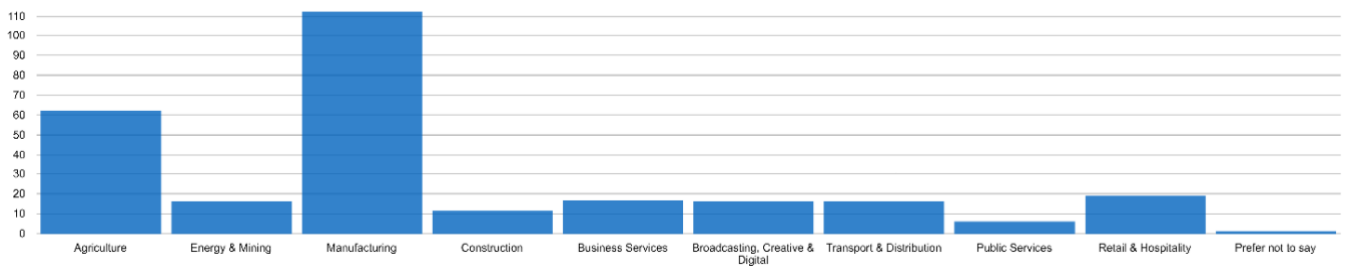
Graph 36: showing the number of businesses represented by business associations who completed the GOV.UK public consultation questionnaire.



Graph 37: showing the average size of business represented by business associations who completed the GOV.UK public consultation questionnaire.



Graph 38: showing the business areas represented by business associations who completed the GOV.UK public consultation questionnaire.



Graphs 36 to 38 set out how the Business Associations respondent group answered their tailored Demographic questions. Business Association respondents to the GOV.UK consultation totalled 157.

Overall, the largest number of businesses a Business Association represented was 10-100 (61). The next highest number of businesses represented was 251-1000 (28), followed by 101-250 (25).

In terms of average size of business that a Business Association represented, Medium sized businesses with 50-249 employees represented the highest proportion (61). Large businesses with 250 employees or above was next (54), followed by Small businesses with 10-49 employees (36). 6 Business Associations indicated they represented micro-businesses.

Overall, the key business areas that Business Associations represented were Manufacturing (112), Agriculture (62) and Retail & Hospitality (19). Respondents were able to select more than one business area in their submission.

The Department for International Trade (DIT) helps businesses export, drives inward and outward investment, negotiates market access and trade deals, and champions free trade.

Legal disclaimer

Whereas every effort has been made to ensure that the information in this document is accurate the Department for International Trade does not accept liability for any errors, omissions or misleading statements, and no warranty is given or responsibility accepted as to the standing of any individual, firm, company or other organisation mentioned.

Copyright

© Crown Copyright 2020

You may re-use this publication (not including logos) free of charge in any format or medium, under the terms of the Open Government Licence.

To view this licence visit:

www.nationalarchives.gov.uk/doc/open-government-licence or email: psi@nationalarchives.gsi.gov.uk.

Where we have identified any third party copyright information in the material that you wish to use, you will need to obtain permission from the copyright holder(s) concerned.

This document is also available on our website at gov.uk/dit

Any enquiries regarding this publication should be sent to us at

enquiries@trade.gov.uk.